

INTEX®

the Summer COLLECTION

2024

2024 SUMMER COLLECTION

INTERNATIONAL

Intex Development Co., Ltd.
9th Floor, Everbright Centre,
108 Gloucester Road, Wanchai,
Hong Kong
T: (852) 2827-0000
E: info@intexdevelopment.com
W: www.intexdevelopment.com

EUROPE

Intex Trading B.V.
Ettenseweg 46,
4706 PB Roosendaal,
The Netherlands
T: (31) 165-593939
E: info@intexcorp.nl
W: www.intexcorp.nl

EUROPE

Intex Trading s.r.o.
Benešovská 23
101 00 Praha 10
Czech Republic
T: (420) 267 312 645
E: info@intexcorp.cz
W: www.intexdevelopment.com

USA

Intex Recreation Corp.
P.O. Box 1440,
Long Beach, CA 90801-1440, USA
T: (310) 549-5400
W: www.intexcorp.com

EUROPE

Unitex Service (France) S.A.S.
Z.A. de Milleure Bois du Ban – N°4
71480 LE MIROIR, France
T: (33) 385 75 64 64
E: info@intexcorp.com.fr
W: www.intex.fr

EUROPE

Unitex Italia S.R.L.
Via Liguria 3
24041 Brembate BG, Italy
T: (39) 039 2296998
E: commerciale@intexcorp.it
W: www.intexitalia.com

INTEX®

©2023 Intex Marketing Ltd. - Intex Development Co., Ltd. - Intex Recreation Corp. All rights reserved. Printed in China.
®™ Trademarks used in some countries of the world under license from Intex Marketing Ltd. to Intex Development Co., Ltd.
and Intex Recreation Corp.



2024

At INTEX,
everything we do centers around quality, value and family time.
Our products are built to last, just like the memories made by the people who use them.

Contents

06 Wetset® Basics	66 Play Centers
20 Pool Toys & Floats	78 Swimming Pools
36 Mats & Lounges	94 Aquaflow™ Swim Gear
42 Sport Lounges	100 Boats & Kayaks
48 Ride-Ons	118 SUPs
56 Pool Games	122 In Toyz®
58 Novelties	126 Air Pumps



About Us

The INTEX family of companies is dedicated to developing and manufacturing the highest quality products that not only provide the best value in price, but are innovative, fun and exciting. The 100+ independently owned and locally operated companies that make up the INTEX Family all embrace this commitment to quality, service and price while working together to ensure the satisfaction of the families and individuals in countries across the globe who enjoy these products. This has become the hallmark of INTEX around the world.

As a true industry leader, INTEX boasts state of the art factories, trained and motivated people, products that meet rigorous testing requirements, and a Customer Service organization that will go extra lengths to ensure our customers are satisfied and happy with their purchases.

INTEX's Wet Set® line offers hundreds of backyard, pool and lake inflatables designed for every budget and age group. With products ranging from colorful and fun beach balls to floating islands for you and your friends to lounge on, no summer is complete without them. For outdoor enthusiasts, we offer a line of boats, kayaks and SUPs to complement your water adventures.

Ask your INTEX representative for any of our product catalogs — we are confident that you will agree that INTEX's product line is unmatched in meeting your needs.

Commitment to Excellence

INTEX is committed to delivering the highest quality products that meet or exceed the expectations of our customers. Our vision is to be the most recognizable, trusted and innovative company in our industry.

We understand that product safety is essential to upholding our consumers' trust and expectations. That's why we keep quality and safety in mind with every product we produce. In addition to meeting all safety and quality regulations and standards, we set our own rigorous standards and challenge ourselves to continuously improve and exceed them.

Examples of regulations and standards we conform to include:

- EN 16927, Safety and test methods for mini pools (European standard)
- EN 16582, Safety and test methods for domestic swimming pools other than mini pools (European standard)
- Regulation (EC) No.1907/2006 "Registration, Evaluation, Authorization and Restriction of Chemicals (REACH)"
- EN 71 "Safety of toys" (European standard)
- EN 13138 "Buoyant aids for swimming instruction" (European standard)
- EN ISO 25649 "Floating leisure articles for use on and in the water" (European/ International standard for air mats, lounges and other similar items)
- EN 60355-2-41 "Safety of household and similar electrical appliances, particular requirements for pumps" (European standard for water pumps)
- ISO 6185-1 "Inflatable boats" (International standard for Sports Boats)
- NMMA-ABYC (USA standard for hi-end sports boats)
- ASTM F963 "Standard Consumer Safety Specification for Toy Safety" (USA toy standard)
- ANSI/APSP-4 "AGP standard" (USA standard for above ground pools)
- CPSIA "Consumer Product Safety Improvement Act" (USA regulation of consumer and children's products)
- ASTM F2666 "Small pools standard" (USA standard for pools under 36" water depth)
- UL1450 "Electric inflators" (USA standard for electric inflators)
- UL1081 "Swimming pool pumps, filters and chlorinators" (USA standard)



Social

Want to know what's happening in the INTEX global communities? Join us on Instagram and Facebook and get a glimpse of the latest!



@intexrecreationcorp
@intex.global
@intex_france
@intex_nederland



@intexrecreationcorp
@IntexFrance
@intexNL

Web

Visit our international websites for additional product information and offerings.

www.intexcorp.com
www.intexdevelopment.com
www.intex.fr
www.intexcorp.nl
www.intexitalia.com

Locations



Intex Manufacturing and Distribution Complex, Xiamen, China



Intex Trading B.V., The Netherlands



Unitex Service (France) S.A.S., France



Intex Recreation Corp., Long Beach, CA, USA



Intex Development Co. Ltd., Hong Kong

/beach balls & trainers



59020NP/EP
GLOSSY PANEL BALL

- 20" (51cm) diameter
- 7ga (0.18mm) vinyl
- 36 ea, 8.6 lb (3.9 kg)

AGE
3+



59030NP/EP
GLOSSY PANEL BALL

- 24" (61cm) diameter
- 7ga (0.18mm) vinyl
- 36 ea, 11.2 lb (5.1 kg)

AGE
3+



58671EU/EP
DELUXE SWIM VEST

- 19½" x 18½" (50cm x 47cm)
- 10ga (0.25mm) vinyl
- 3 air chambers
- 2 quick release adjustable buckles
- 24 ea, 16.1 lb (7.3 kg)

AGE
3-6

WEIGHT LIMIT
42-66 lb/19-30 kg

PEGABLE BOX



58642EU/EP
DELUXE ARM BANDS

- 9" x 6" (23cm x 15cm)
- 10ga (0.25mm) vinyl
- 2 air chambers each
- 36 pairs, 10.7 lb (4.9 kg)

AGE
3-6

WEIGHT LIMIT
42-66 lb/19-30 kg

PEGABLE BOX



58641EU/EP
LARGE DELUXE ARM BANDS

- 12" x 6" (30cm x 15cm)
- 10ga (0.25mm) vinyl
- 2 air chambers each
- 36 pairs, 12.4 lb (5.7 kg)

AGE
6-12

WEIGHT LIMIT
66-132 lb/30-60 kg

PEGABLE BOX



59640EU/EP
ARM BANDS

- 7½" x 7½" (19cm x 19cm)
- 8ga (0.20mm) vinyl
- 2 air chambers each
- 72 pairs, 17.4 lb (7.9 kg)

AGE
3-6

WEIGHT LIMIT
42-66 lb/19-30 kg



59642EU/EP
LARGE ARM BANDS

- 10" x 6½" (25cm x 17cm)
- 8ga (0.20mm) vinyl
- 2 air chambers each
- 36 pairs, 9.5 lb (4.3 kg)

AGE
6-12

WEIGHT LIMIT
66-132 lb/30-60 kg

/tubes & lounges


**59258NP/EP
HI-GLOSS TUBES**

- 30" (76cm) diameter
- 8ga (0.20mm) vinyl
- Yellow, pink and green neon colors
- 2 heavy-duty handles

AGE	WEIGHT LIMIT
8+	88 lb/40 kg


**59260NP/EP
TRANSPARENT TUBES**

- 30" (76cm) diameter
- 8ga (0.20mm) vinyl
- Transparent pink, lime and aqua assortment

AGE	WEIGHT LIMIT
8+	88 lb/40 kg


**59262NP/EP
NEON FROST TUBES**

- 36" (91cm) diameter
- 9ga (0.23mm) vinyl
- Green, pink and yellow neon frost colors

AGE	WEIGHT LIMIT
9+	132 lb/60 kg


**58859EU/EP
SIT 'N FLOAT™**

- 58" x 39" (1.47m x 99cm)
- 10ga (0.25mm) vinyl
- 2 air chambers
- 2 heavy-duty handles for stability

WEIGHT LIMIT	REPAIR PATCH	SHELF BOX
220 lb/100 kg		





**59703NP/EP
ECONOMATS**

- 72" x 27" (1.83m x 69cm)
- 6ga (0.15mm) vinyl
- Orange, green and blue assortment
- Matte finish
- 36 ea, asst, 39.4 lb (17.9 kg)

WEIGHT LIMIT
220 lb/100 kg

59703EU

- Same as 59703NP/EP except
- 8ga (0.20mm) vinyl
- 2 air chambers
- 24 ea, asst, 35.8 lb (16.3 kg)

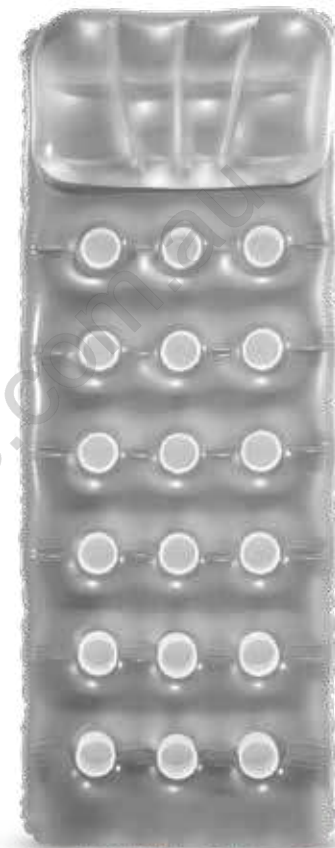
REPAIR PATCH



**58890EU/EP
18-POCKET
FASHION MATS**

- 74" x 28" (1.88m x 71cm)
- 10ga (0.25mm) vinyl
- 2 air chambers
- Pillow for comfort
- 6 ea, asst, 17.1 lb (7.8 kg)

WEIGHT LIMIT **REPAIR PATCH** **SHELF BOX**
220 lb/100 kg



**58894EU/EP
18-POCKET
SUNTANNER MAT**

- 74" x 28" (1.88m x 71cm)
- 10ga (0.25mm) vinyl
- Clear top, reflective silver bottom
- 2 air chambers
- 6 ea, 17.0 lb (7.7 kg)

WEIGHT LIMIT **REPAIR PATCH** **SHELF BOX**
220 lb/100 kg



**59895EU/EP
18-POCKET CLEAR
WINDOW MATS**

- 74" x 28" (1.88m x 71cm)
- 10ga (0.25mm) vinyl
- 2 air chambers
- Clear vinyl top with color pockets
- See-through window
- 12 ea, asst, 26.4 lb (12.0 kg)

WEIGHT LIMIT **REPAIR PATCH**
220 lb/100 kg



**59894EU/EP
18-POCKET
SUNTANNER MATS**

- 74" x 28" (1.88m x 71cm)
- 10ga (0.25mm) vinyl
- 2 air chambers
- Clear vinyl with color pockets
- See-through window
- 12 ea, asst, 26.6 lb (12.1 kg)

WEIGHT LIMIT **REPAIR PATCH**
220 lb/100 kg

/baby pools



57104NP/EP RAINBOW BABY POOL

- 34" x 10" (86cm x 25cm) inflated
- 8ga (0.20mm) rings;
- 7ga (0.18mm) floor
- Capacity 6" (15cm) of wall height: 17 gal (63L)
- 12 ea, 15.8 lb (7.2 kg)

AGE	REPAIR PATCH	SHELF BOX
1-3		



57100NP/EP PLAY BOX POOLS

- 34" L x 34" W x 10" H (86cm x 86cm x 25cm) inflated
- 9ga (0.23mm) vinyl
- Soft inflatable floor
- Capacity 6½" (17cm) of wall height: 15 gal (57L)
- 6 ea, asst, 12.8 lb (5.8 kg)

AGE	REPAIR PATCH	SHELF BOX
1-3		



57107NP/EP SUNSET GLOW BABY POOL

- 24" x 8½" (61cm x 22cm) inflated
- 8ga (0.20mm) rings;
- 7ga (0.18mm) floor
- Soft inflatable floor
- Capacity 5½" (14cm) of wall height: 7 gal (28L)
- 12 ea, 11.6 lb (5.3 kg)

AGE	REPAIR PATCH	SHELF BOX
1-3		

58924NP/EP

- 34" x 10" (86cm x 25cm) inflated
- 8ga (0.20mm) rings;
- 7ga (0.18mm) floor
- Soft inflatable floor
- Capacity 6" (15cm) of wall height: 15 gal (56L)
- 6 ea, 9.1 lb (4.1 kg)

AGE	REPAIR PATCH	SHELF BOX
1-3		



57412NP/EP SUNSET GLOW POOL

- 45" x 10" (1.14m x 25cm) inflated
- 8ga (0.20mm) rings;
- 7ga (0.18mm) floor
- 3 rings, soft inflatable floor
- Capacity 7" (18cm) of wall height: 35 gal (131L)
- 6 ea, 15.2 lb (6.9 kg)

AGE	REPAIR PATCH	SHELF BOX
2+		

57422NP/EP

- 58" x 13" (1.47m x 33cm) inflated
- 8ga (0.20mm) rings;
- 7ga (0.18mm) floor
- Soft inflatable floor
- Capacity 9½" (24cm) of wall height: 73 gal (275L)
- 6 ea, 23.0 lb (10.5 kg)

AGE	REPAIR PATCH	SHELF BOX
2+		



/small pools



56441NP/EP SUNSET GLOW POOL

- 66" x 18" (1.68m x 46cm) inflated
- 9ga (0.23mm) rings with 7ga (0.18mm) floor
- Capacity 14½" (37cm) of wall height: 206 gal (780L)
- Drain plug

6 ea, 34.4 lb (15.6 kg)



59416NP/EP CRYSTAL BLUE POOL

- 45" x 10" (1.14m x 25cm) inflated
- 8ga (0.20mm) rings;
- 7ga (0.18mm) floor
- Capacity 7" (18cm) of wall height: 41 gal (156L)

12 ea, 22.7 lb (10.3 kg)



58426NP/EP

- 58" x 13" (1.47m x 33cm) inflated
- 8ga (0.20mm) rings;
- 7ga (0.18mm) floor
- Capacity 9" (23cm) of wall height: 87 gal (330L)

6 ea, 19.1 lb (8.7 kg)



58446NP/EP

- 66" x 15" (1.68m x 38cm) inflated
- 9ga (0.23mm) rings;
- 7ga (0.18mm) floor
- Capacity 11½" (29cm) of wall height: 154 gal (581L)

6 ea, 28.3 lb (12.9 kg)



57403NP/EP RECTANGULAR POOL

- 65½" L x 39½" W x 10" H (1.66m x 1.00m x 25cm) inflated
- Soft inflatable floor
- Capacity 6½" (17cm) of wall height: 24 gal (90L)

6 ea, 19.6 lb (8.9 kg)



58423NP/EP RECTANGULAR POOL

- 65½" L x 39½" W x 10" H (1.66m x 1.00m x 25cm) inflated
- Soft inflatable floor
- Capacity 6½" (17cm) of wall height: 24 gal (90L)

6 ea, 19.6 lb (8.9 kg)



57180NP/EP SWIM CENTER™ FAMILY POOL

- 80" L x 60" W x 19" H (2.03m x 1.52m x 48cm) inflated
- Capacity 13½" (34cm) of wall height: 143 gal (540L)

3 ea, 24.6 lb (11.2 kg)





57181NP/EP
AQUA SWIM CENTER™
FAMILY POOL

- 90" L x 60" W x 19" H (2.29m x 1.52m x 48cm) inflated
- 12ga (0.3mm) vinyl
- Capacity 13" (33cm) of wall height: 159 gal (600L)
- Drain plug
- 3 ea, 27.9 lb (12.7 kg)

AGE	REPAIR PATCH	SHELF BOX
3+		

56483NP/EP
SWIM CENTER™
FAMILY POOL

- 103" L x 69" W x 22" H (2.62m x 1.75m x 56cm) inflated
- 12ga (0.3mm) vinyl
- Capacity 14" (36cm) of wall height: 203 gal (770L)
- Drain plug
- 2 ea, 23.3 lb (10.6 kg)

AGE	REPAIR PATCH	SHELF BOX
6+		



57495NP/EP
BEACH WAVE
SWIM CENTER™ POOL

- 90" L x 90" W x 22" H (2.29m x 2.29m x 56cm) inflated
- 12ga (0.3mm) vinyl
- Capacity 15" (38cm) of wall height: 357 gal (1,350L)
- Drain plug
- 2 ea, 29.4 lb (13.4 kg)

AGE	REPAIR PATCH	SHELF BOX
6+		



58484NP/EP
SWIM CENTER™ FAMILY POOL

- 120" L x 72" W x 22" H (3.05m x 1.83m x 56cm) inflated
- Capacity 14" (36cm) of wall height: 277 gal (1,050L)
- Drain plug
- 2 ea, 32.2 lb (14.6 kg)

AGE	REPAIR PATCH	SHELF BOX
6+		

58487NP/EP
SWIM CENTER™ FAMILY POOL

- 120" L x 72" W x 22" H (3.05m x 1.83m x 56cm) inflated
- Capacity 14" (36cm) of wall height: 277 gal (1,050L)
- Drain plug
- 2 ea, 32.2 lb (14.6 kg)

AGE	REPAIR PATCH	SHELF BOX
6+		



/family swim centers



**PLAY SERIES
EXPLORER™ BOATS
100/200/300**

- 2 air chambers with double valves
- Grab rope on bow
- Inflatable floor for comfort and rigidity
- Welded-on oar locks
- U.S. Coast Guard I.D.
Not available in Europe

AGE **6+** REPAIR PATCH SHELF BOX



EXPLORER™	MODEL	CASE PACK	CASE WEIGHT LB (KG)	INFLATED SIZE FT (CM)	MATERIAL GA (MM)	PERSONS CAPACITY	CAPACITY LB (KG)	ACCESSORIES
58329NP/EP	Explorer™ 100	3	9.6 (4.4)	4'10" x 2'9" x 1'2" (147 x 84 x 36)	11 (0.28)	1	120 (55)	
58330NP/EP	Explorer™ 200	3	14.9 (6.8)	6'1" x 3'1" x 1'4" (185 x 94 x 41)	13 (0.33)	2	210 (95)	
58331NP/EP	Explorer™ 200 Set	3	23.4 (10.6)	6'1" x 3'1" x 1'4" (185 x 94 x 41)	13 (0.33)	2	210 (95)	59623 48" French Oars 69613 Mini Air Pump
58332NP/EP	Explorer™ 300 Set	3	32.7 (14.9)	6'11" x 3'10" x 1'4" (211 x 117 x 41)	15 (0.38)	3	410 (186)	59623 48" French Oars 68612 High-Output Pump



**PLAY SERIES
EXPLORER™ PRO BOATS 50/100/200/300**

- 3 air chambers including an inner auxiliary chamber inside main hull
- Quick-fill, fast-deflate Boston valve on main hull chamber (excluding 50)
- All-around grab line
- Inflatable I-beam floor for comfort and rigidity
- Grab handle on bow
- Welded-on oar locks (excluding 50)
- Oar holders (models 200/300)
- U.S. Coast Guard I.D.
- TUV approved (excluding 50)

AGE **6+** REPAIR PATCH SHELF BOX



EXPLORER™ PRO	MODEL	CASE PACK	CASE WEIGHT LB (KG)	INFLATED SIZE FT (CM)	MATERIAL GA (MM)	PERSONS CAPACITY	CAPACITY LB (KG)	STANDARD	ACCESSORIES
58354NP/EP	EXPLORER™ PRO 50	4	17.3 (7.9)	4'6" X 2'9½" X 9" (137 X 85 X 23)	12 (0.30)	1	88 (40)	EN25649	-
58355NP/EP	EXPLORER™ PRO 100	3	17.0 (7.7)	5'3" X 3'1" X 11½" (160 X 94 X 29)	12 (0.30)	1	176 (80)	ISO 6185-1	-
58356NP/EP	EXPLORER™ PRO 200	3	25.7 (11.7)	6'5" X 3'4" X 11" (196 X 102 X 33)	14 (0.35)	2	264 (120)		-
58357NP/EP	EXPLORER™ PRO 200 SET	3	35.0 (15.9)	6'5" X 3'4" X 11" (196 X 102 X 33)	14 (0.35)	2	264 (120)		59623 48" FRENCH OARS 68612 HIGH-OUTPUT PUMP
58358NP/EP	EXPLORER™ PRO 300 SET	2	34.7 (15.8)	8' X 3'10" X 1'2" (244 X 117 X 36)	16 (0.40)	3	440 (200)		59623 48" FRENCH OARS 68612 HIGH-OUTPUT PUMP

/ puff 'n play™ + dive toyz™



58590NP/EP PUFF 'N PLAY™ WATER TOYS

- Teddy the Tropical Fish
 - Dakota the Duck
 - Billy the Blue Whale
 - Fred the Flamingo
- 36 ea, asst, 4.2 lb (1.9 kg)

AGE **2+** PEGABLE BOX 



55503/E UNDERWATER FUN BALLS

- Soft neoprene material for streamers
 - Floating streamers create extra fun
 - 3 bright colors in one set
- 12 ea, 4.7 lb (2.1 kg)

AGE **6+**



55507/E UNDERWATER FISH RINGS

- 4 bright colors in one set
 - Soft flexible material for safety
 - Rings stand upright on pool bottom
- 12 ea, 6.8 lb (3.1 kg)

AGE **6+**



55504/E UNDERWATER PLAY STICKS

- Soft flexible material for safety
 - Sticks stand upright on pool bottom
 - 5 bright colors in one set
- 12 ea, 8.2 lb (3.7 kg)

AGE **6+**

sales@idealsources.com.au

/swim trainers



56587EU/EP POOL SCHOOL™ DELUXE BABY FLOAT

- 31" x 31" (79cm x 79cm)
- 12ga (0.30mm) vinyl
- Diaper style seat
- 4 air chambers

12 ea, 22.4 lb (10.2 kg)

AGE	WEIGHT LIMIT	REPAIR PATCH	PEGABLE BOX
1-2	33 lb/15 kg		



56665EU/EP HAPPY KITTEN ARM BANDS

- 8" x 6" (20cm x 15cm)
- 8ga (0.20mm) vinyl
- 2 air chambers each

36 pairs, 8.6 lb (3.9 kg)

AGE	WEIGHT LIMIT	PEGABLE BOX
6-36m	18-42 lb/8-19kg	



56664EU/EP DINOSAUR ARM BANDS

- 9" x 8" (23cm x 20cm)
- 8ga (0.20mm) vinyl
- 2 air chambers each

36 pairs, 10.8 lb (4.9 kg)

AGE	WEIGHT LIMIT	PEGABLE BOX
3-6	42-66 lb/19-30 kg	



58660EU/EP POOL SCHOOL™ DELUXE SWIM VEST

- 19½" x 18½" (50cm x 47cm)
- 10ga (0.25mm) vinyl

24 ea, 16.5 lb (7.5 kg)

AGE	WEIGHT LIMIT	PEGABLE BOX
3-6	42-66 lb/19-30 kg	



BACK SIDE

58652EU/EP TROPICAL BUDDIES ARM BANDS

- 9" x 6" (23cm x 15cm)
- 8ga (0.20mm) vinyl
- 2 air chambers each

36 pairs, 9.4 lb (4.3 kg)

AGE	WEIGHT LIMIT	PEGABLE BOX
3-6	42-66 lb/19-30 kg	



59661NP/EP TROPICAL BUDDIES SWIM VEST

- 16" x 12" (41cm x 30cm)
- 9ga (0.23mm) vinyl

24 ea, 10.3 lb (4.7 kg)

Not available in Europe

AGE	WEIGHT LIMIT
3-5	40-50 lb/18-23 kg



59663NP/EP BLUE LAGOON KIDS SWIM VEST

- 16" x 12" (41cm x 30cm)
- 9ga (0.23mm) vinyl
- Yellow-blue gradient colors

24 ea, 10.3 lb (4.7 kg)

Not available in Europe

AGE	WEIGHT LIMIT
3-5	40-50 lb/18-23 kg



/baby floats + beach balls



59586NP/EP

NEW design



56585EU/EP



59574NP/EP



56588EU/EP

**59586NP/EP
KIDDIE FLOATS**

- 8ga (0.20mm) bodies;
- 10ga (0.25mm) seats
- 24 ea, asst, 17.9 lb (8.1 kg)
- Not available in Europe

AGE	WEIGHT LIMIT	REPAIR PATCH
1-2	33 lb/15 kg	

- Lil' Bulldozer:
33" x 23" (84cm x 58cm)
- Lil' School Bus:
28" x 23" (71cm x 58cm)
- Lil' Police Car:
29" x 23" (74cm x 58cm)

**56585EU/EP
MY BABY FLOAT™**

- 27½" (70cm) diameter
- 12ga (0.30mm) vinyl
- Diaper style seat
- 4 air chambers
- 12 ea, 17.2 lb (7.8 kg)

AGE	WEIGHT LIMIT	REPAIR PATCH	PEGABLE BOX
6-12m	25 lb/11 kg		

**59574NP/EP
MY BABY FLOAT™**

- 26½" (67cm) diameter
- 10ga (0.25mm) vinyl
- Diaper style seat
- 2 air chambers
- 24 ea, 19.0 lb (8.7 kg)
- Not available in Europe

AGE	WEIGHT LIMIT
1-2	33 lb/15 kg

**56588EU/EP
BABY FLOAT**

- 30" (76cm) diameter
- 12ga (0.30mm) vinyl
- Diaper style seat
- 4 air chambers
- 12 ea, 19.7 lb (9.0 kg)

AGE	WEIGHT LIMIT	REPAIR PATCH	PEGABLE BOX
1-2	33 lb/15 kg		



56573NP/EP



56574NP/EP

NEW



59040NP/EP

NEW design

NEW design

**56573NP/EP
KIDDIE FLOAT**

- 32" x 31" (81cm x 79cm)
- 10ga (0.25mm) vinyl
- 2 air chambers
- Inflatable sunshade
- 12 ea, 16.7 lb (7.6 kg)
- Not available in Europe

AGE	WEIGHT LIMIT	SHELF BOX
1-2	33 lb/15 kg	

**56574NP/EP
MUSHROOM KIDDIE FLOAT**

- 27" (69cm) diameter
- 10ga (0.25mm) vinyl
- Inflatable sunshade
- 12 ea, 16.7 lb (7.6 kg)
- Not available in Europe

AGE	WEIGHT LIMIT	SHELF BOX
1-2	33 lb/15 kg	

**59040NP/EP
LIVELY PRINT BALLS**

- 20" (51cm) diameter
- 7ga (0.18mm) vinyl
- Ice Pop, Fruity Delight and Coral Reef Fish designs
- 36 ea, asst, 8.5 lb (3.9 kg)

AGE
3+

**59065NP/EP
JUMBO BALL**

- 42" (1.07m) diameter
- 9ga (0.23mm) vinyl
- 24 ea, 25.8 lb (11.7 kg)

AGE	REPAIR PATCH
3+	



/pool floats



59570NP/EP SEE-ME-SIT POOL RIDERS

- Unicorn, Sloth and Penguin assortment
 - 10ga (0.25mm) vinyl
 - 2 air chambers
 - Smooth leg holes
- 12 ea, asst, 13.6 lb (6.2 kg)
Not available in Europe

Unicorn: 33" x 23" (84cm x 58cm)
Sloth: 32" x 23" (81cm x 58cm)
Penguin: 30" x 23" (76cm x 58cm)

AGE	WEIGHT LIMIT	REPAIR PATCH
3-4	50 lb/23 kg	



59380NP/EP POOL CRUISERS

- Boat, Seal and Plane assortment
 - 8ga (0.20mm) vinyl
- 24 ea, asst, 25.1 lb (11.4 kg)

Boat: 43" x 29" (1.09m x 74cm)
Seal: 42" x 30" (1.07m x 76cm)
Plane: 47" x 45" (1.19m x 1.14m)

AGE	WEIGHT LIMIT	REPAIR PATCH
3-6	59 lb/27 kg	



58165NP/EP JOY RIDERS

- 44" x 24½" (1.12m x 62cm)
 - 10ga (0.25mm) vinyl
 - 2 handles for stability
 - 2 air chambers
- 12 ea, asst, 18.2 lb (8.3 kg)

AGE	WEIGHT LIMIT	REPAIR PATCH	SHELF BOX
6+	88 lb/40 kg		

NEW design



NEW design



59230NP/EP LIVELY PRINT SWIM RINGS

- 20" (51cm) diameter
- 7ga (0.18mm) vinyl
- Ice Pop, Fruity Delight and Coral Reef Fish designs

AGE
3-6

NEW design



59241NP/EP

- 24" (61cm) diameter
- 7ga (0.18mm) vinyl
- Ice Pop, Fruity Delight and Coral Reef Fish designs

AGE
6-10

59242NP/EP TRANSPARENT RINGS

- 24" (61cm) diameter
- 7ga (0.18mm) vinyl
- 3 assorted patterns printed on clear vinyl

AGE
6-10

NEW design



59221NP/EP BIG ANIMAL RINGS

- Unicorn, Llama and Dinosaur assortment
- 9ga (0.23mm) vinyl

Unicorn: 42" x 23" (1.07m x 58cm)
Llama: 34" x 23" (86cm x 58cm)
Dinosaur: 32" x 23" (81cm x 58cm)

AGE
3-6

NEW design



NEW design



59220NP/EP ANIMAL SPLIT RINGS

- Bumble Bee, Sloth and Flamingo assortment
- 8ga (0.20mm) vinyl

Bumble Bee: 23" x 21½" (58cm x 55cm)
Sloth: 23" x 21½" (58cm x 55cm)
Flamingo: 30" x 21½" (76cm x 55cm)

AGE
3-6

/swim tubes



59266NP/EP CUTE ANIMAL TUBES

- Kitten, Sloth and Koala assortment
- 8ga (0.20mm) vinyl
- 24 ea, asst, 13.8 lb (6.3 kg)

Kitten: 33" x 30" (84cm x 76cm)
Sloth: 36" x 30" (91cm x 76cm)
Koala: 32" x 30" (81cm x 76cm)

AGE	WEIGHT LIMIT
8+	88 lb/40 kg



59251NP/EP CLEAR COLOR TUBES

- 36" (91cm) diameter
- 9ga (0.23mm) vinyl
- Assorted orange, blue and purple floral graphics
- 24 ea, asst, 19.3 lb (8.8 kg)

AGE	WEIGHT LIMIT
9+	132 lb/60 kg



59256NP/EP WAVY DREAMS TUBES

- 36" (91cm) diameter
- 9ga (0.23mm) vinyl
- 2 heavy-duty handles
- 24 ea, asst, 23.4 lb (10.6 kg)


AGE	WEIGHT LIMIT
9+	132 lb/60 kg



58263NP/EP SUMMER DREAMS TUBES

- 38" (97cm) diameter
- 10ga (0.25mm) vinyl
- 2 heavy-duty handles
- 12 ea, asst, 15.6 lb (7.1 kg)

AGE	WEIGHT LIMIT	SHELF BOX
9+	176 lb/80 kg	





**56269NP/EP
TIMELESS TUBES**

- 45" (1.14m) diameter
- 10ga (0.25mm) vinyl
- 2 heavy-duty handles
- 6 ea, asst, 11.0 lb (5.0 kg)

AGE	WEIGHT LIMIT	REPAIR PATCH	SHELF BOX
9+	220 lb/100 kg		

sales@idealsources.com



**56261NP/EP
TROPICAL FRUIT TUBES**

- 42" (1.07m) diameter
- 10ga (0.25mm) vinyl
- 2 heavy-duty handles
- 12 ea, asst, 18.5 lb (8.4 kg)

AGE	WEIGHT LIMIT	REPAIR PATCH	SHELF BOX
9+	176 lb/80 kg		





59252NP/EP GIANT TIRE TUBE

- 36" (91cm) diameter
- 9ga (0.23mm) vinyl
- 24 ea, 19.6 lb (8.9 kg)

AGE	WEIGHT LIMIT
9+	132 lb/60 kg



56268NP/EP MONSTER TRUCK TUBE

- 45" (1.14m) diameter
- 10ga (0.25mm) vinyl
- 2 heavy-duty handles
- 6 ea, 10.8 lb (4.9 kg)

AGE	WEIGHT LIMIT	REPAIR PATCH	SHELF BOX
9+	220 lb/100 kg		



58202EU/EP RAINBOW OMBRE TUBE

- 48" (1.22m) diameter
- 12ga (0.30mm) vinyl
- 2 air chambers
- 2 heavy-duty handles
- 6 ea, 18.2 lb (8.3 kg)

AGE	WEIGHT LIMIT	REPAIR PATCH	SHELF BOX
9+	220 lb/100 kg		



68209NP/EP RIVER RAT™

- 48" (1.22m) diameter
- Top 14ga (0.35mm); bottom 16ga (0.40mm)
- 2 air chambers with double valves
- All-around grab line
- 6 ea, 18.3 lb (8.3 kg)
- Not available in Europe

AGE	WEIGHT LIMIT	REPAIR PATCH	SHELF BOX
9+	220 lb/100 kg		





**59717EP
NEON FROST AIR MATS**

- 72" x 30" (1.83m x 76cm)
 - 8ga (0.20mm) vinyl
 - yellow, green and pink neon frost colors
 - 2 air chambers
- 24 ea, asst, 36.8 lb (16.7 kg)

WEIGHT LIMIT
220 lb/100 kg

59717EU

Same as 59717NP/EP except
24 ea, asst, 37.7 lb (17.1 kg)

REPAIR PATCH



**59720EP
FASHION MATS**

- 72" x 27" (1.83m x 69cm)
 - 7ga (0.18mm) vinyl
 - 2 air chambers
 - Tropical, Turtle, Flower designs
- 24 ea, asst, 32.6 lb (14.8 kg)

WEIGHT LIMIT
220 lb/100 kg

59720EU

same as 59720NP/EP except
• 8ga (0.20mm) vinyl
24 ea, asst, 36.1 lb (16.4 kg)

REPAIR PATCH



**59711EP
RAZZLE DAZZLE WAVE MATS**

- 72" x 27" (1.83m x 69cm)
 - 7ga (0.18mm) vinyl
 - Comfortable pillow
- 36 ea, asst, 48.4 lb (22.0 kg)

WEIGHT LIMIT
220 lb/100 kg

59711EU

Same as 59711NP/EP except
• 8ga (0.20mm) vinyl
24 ea, asst, 36.3 lb (16.5 kg)

REPAIR PATCH



**58807EU/EP
TOTE-N-FLOAT™ WAVE MATS**

- 90" x 34" (2.29m x 86cm)
 - 10ga (0.25mm) vinyl
 - 2 air chambers
 - Pink, orange and purple color assortment
- 6 ea, asst, 17.2 lb (7.8 kg)

WEIGHT LIMIT
220 lb/100 kg

REPAIR PATCH

SHELF BOX

/lounges



58883EU/EP SIT 'N LOUNGE™

- 47" (1.19m) diameter
- 10ga (0.25mm) vinyl
- 2 air chambers
- 2 heavy-duty handles
- One cup holder

6 ea, asst, 16.1 lb (7.3 kg)

WEIGHT LIMIT	REPAIR PATCH	SHELF BOX
220 lb/100 kg		

NEW color



NEW color



58889EU/EP PILLOW-BACK LOUNGES

- 54" x 48" (1.37m x 1.22m)
- 10ga (0.25mm) vinyl
- 2 air chambers

6 ea, asst, 13.0 lb (5.9 kg)

WEIGHT LIMIT	REPAIR PATCH	SHELF BOX
220 lb/100 kg		



56802EU/EP TRANSPARENT LOUNGES

- 41" x 40" (1.04m x 1.02m)
- 12ga (0.30mm) vinyl
- Transparent green, orange and pink colors
- Mesh seat

6 ea, asst, 16.9 lb (7.7 kg)

WEIGHT LIMIT	REPAIR PATCH	SHELF BOX
176 lb/80 kg		





**58802EU/EP
KING KOOL™ LOUNGES**

- 63" x 33½" (1.60m x 85cm)
 - 12ga (0.30mm) vinyl
 - Pearlescent silver and blue assortment
 - 2 air chambers
 - Drink holder
- 6 ea, asst, 20.6 lb (9.4 kg)

WEIGHT LIMIT 220 lb/100 kg	REPAIR PATCH 	SHELF BOX
-------------------------------	------------------	---------------



**56874EU/EP
SPLASH LOUNGE**

- 75" x 39" (1.91m x 99cm)
 - 14ga (0.35mm) vinyl
 - Refreshing aqua blue top
 - 2 air chambers
 - 1 cup holder
- 4 ea, 26.4 lb (12.0 kg)

WEIGHT LIMIT 220 lb/100 kg	REPAIR PATCH 	SHELF BOX
-------------------------------	------------------	---------------



**56875EU/EP
COOL GREY LOUNGE**

- 75" x 39" (1.91m x 99cm)
 - 13ga (0.33mm) vinyl
 - Transparent smokey grey color
 - 2 air chambers
 - 1 cup holder
- 4 ea, 26.2 lb (11.9kg)

WEIGHT LIMIT 220 lb/100 kg	REPAIR PATCH 	SHELF BOX
-------------------------------	------------------	---------------



58825EU/EP RIVER RUN™ 1

- 53" (1.35m) diameter
- 18ga (0.45mm) vinyl
- Easy-to-use connectors*
- 2 air chambers
- 2 heavy-duty handles
- 2 cup holders
- All-around grab rope

WEIGHT LIMIT 220 lb/100 kg REPAIR PATCH SHELF BOX



U.S. Patent No. D759,180



56824EU/EP PINK RIVER RUN™ 1

- 53" (1.35m) diameter
- 18ga (0.45mm) vinyl
- Easy-to-use connectors*
- 2 air chambers
- 2 heavy-duty handles
- 2 cup holders
- All-around grab rope

WEIGHT LIMIT 220 lb/100 kg REPAIR PATCH SHELF BOX



U.S. Patent No. D759,180



56827EU/EP BLUE RAPIDS RIVER RUN™ 2

- 95½" x 62" (2.43m x 1.57m)
- 18ga (0.45mm) vinyl
- Large built-in cooler with lid
- Easy-to-use connectors*
- 5 air chambers
- 2 heavy-duty handles
- 2 cup holders
- All-around grab rope

WEIGHT LIMIT 440 lb/200 kg REPAIR PATCH SHELF BOX



U.S. Patent No. D759,180



58837EU/EP RIVER RUN™ 2

- 95½" x 62" (2.43m x 1.57m)
- 18ga (0.45mm) vinyl
- Large built-in cooler with lid
- Easy-to-use connectors*
- 5 air chambers
- 2 heavy-duty handles
- 2 cup holders
- All-around grab rope

WEIGHT LIMIT 440 lb/200 kg REPAIR PATCH SHELF BOX



U.S. Patent No. D759,180



58854EU/EP RIVER RUN™ CONNECT LOUNGE

- 51" x 49½" (1.30m x 1.26m)
- 18ga (0.45mm) vinyl
- Easy-to-use connectors
- 2 air chambers
- 2 heavy-duty handles
- 1 cup holder

WEIGHT LIMIT 220 lb/100 kg REPAIR PATCH SHELF BOX



U.S. Patent No. D759,180

56825EU/EP AQUA RIVER RUN™ 1

- 53" (1.35m) diameter
- 18ga (0.45mm) vinyl
- Easy-to-use connectors*
- 2 air chambers
- 2 heavy-duty handles
- 2 cup holders
- All-around grab rope

WEIGHT LIMIT 220 lb/100 kg REPAIR PATCH SHELF BOX



U.S. Patent No. D759,180



**56822NP/EP
MEGA CHILL**

- 35" (89cm) diameter
- 13ga (0.33mm) vinyl
- Cooler size: 12" x 9" (30cm x 23cm)
- 5 built-in cup holders and 2 trays
- Easy-to-use connectors*
- Durable handles
- 3 air chambers
- 6 ea, 17.1 lb (7.8 kg)



U.S. Patent No. D759,180



**58821NP/EP
MEGA CHILL 2**

- 48" x 38" (1.22m x 97cm)
- 13ga (0.33mm) vinyl
- Cooler size: 27" x 15½" x 8½" (69cm x 39cm x 22cm)
- Removable ice chest
- Holds up to 72 soda cans plus ice
- 6 cup holders
- Easy-to-use connectors*
- 4 heavy-duty handles
- 3 air chambers
- 3 ea, 21.5 lb (9.8 kg)



U.S. Patent No. D759,180



**58836EU/EP
MESH MATS**

- 70" x 37" (1.78m x 94cm)
- 18ga (0.45mm) vinyl
- Mesh bottom
- Inflatable fabric-wrapped ring
- 2 air chambers
- 12 ea, asst, 16.6 lb (7.5 kg)



**58868EU/EP
FLOATING RECLINER LOUNGE**

- 71" x 53" (1.80m x 1.35m)
- 18ga (0.45mm) vinyl
- 2 air chambers
- 2 cup holders
- 2 heavy-duty handles
- 3 ea, 25.4 lb (11.6 kg)





58292EU/EP CANOPY ISLAND

- 78½" x 59" (1.99m x 1.50m) set up size
 - 18ga (0.45mm) vinyl
 - Detachable fabric sunshade
 - 2 cup holders
 - All-around grab rope
 - 2 air chambers
- 2 ea, 46.0 lb (20.9 kg)

WEIGHT LIMIT 440 lb/200 kg	REPAIR PATCH 	SHELF BOX
--------------------------------------	-------------------------	----------------------



56294EU/EP TROPICAL CANOPY LOUNGE

- 88" L x 59" W x 65" H (2.24m x 1.50m x 1.65m) inflated
 - Detachable fabric sunshade
 - 2 built-in cup holders
 - 2 ropes
 - 3 air chambers
 - 18ga (0.45mm) vinyl
- 2 ea, 52.9 lb (24.0 kg)

WEIGHT LIMIT 440 lb/200 kg	REPAIR PATCH 	SHELF BOX
--------------------------------------	-------------------------	----------------------



56841EU/EP GIANT FLOATING MAT

- 114" x 89" (2.90m x 2.26m)
 - 20ga (0.50mm) vinyl
 - Two-tone color design
 - 2 air chambers
 - 4 easy-to-use connectors
- 2 ea, 40.2 lb (18.3 kg)

WEIGHT LIMIT 660 lb/300 kg	REPAIR PATCH 	SHELF BOX
--------------------------------------	-------------------------	----------------------



U.S. Patent No. D759,180

les@idealsources.com



56289EU/EP WATER LOUNGE

- 122" L x 72" W x 7" H (3.10m x 1.83m x 18cm) inflated
 - 30ga (0.75mm) vinyl
 - Fiber-Tech™ interior structure
 - 2 air chambers
 - 8 grab handles
 - 4 built-in cup holders
- 1 ea, 36.2 lb (16.5 kg)

WEIGHT LIMIT 880 lb/400 kg	REPAIR PATCH 	SHELF BOX
--------------------------------------	-------------------------	----------------------



/realistic ride-ons



57525NP/EP
GREAT WHITE SHARK RIDE-ON

- 68" x 42" (1.73m x 1.07m)
- 10ga (0.25mm) vinyl
- 2 heavy-duty handles

6 ea, 11.8 lb (5.4 kg)

AGE	WEIGHT LIMIT	REPAIR PATCH	SHELF BOX
3+	88 lb/40 kg		



57576NP/EP
STINGRAY RIDE-ON


- 73" x 57" (1.85m x 1.45m)
- 10ga (0.25mm) vinyl
- 2 heavy-duty handles

6 ea, 15.6 lb (7.1 kg)

AGE	WEIGHT LIMIT	REPAIR PATCH	SHELF BOX
3+	88 lb/40 kg		



U.S. Patent No. D722,667



57551NP/EP
REALISTIC GATOR RIDE-ON

- 67" x 34" (1.70m x 86cm)
- 10ga (0.25mm) vinyl
- 2 heavy-duty handles

6 ea, 10.6 lb (4.8 kg)

AGE	WEIGHT LIMIT	REPAIR PATCH	SHELF BOX
3+	88 lb/40 kg		



57555NP/EP
REALISTIC SEA TURTLE RIDE-ON

- 75" x 67" (1.91m x 1.70m)
- 12ga (0.30mm) vinyl
- 2 air chambers
- 2 heavy-duty handles

4 ea, 18.6 lb (8.5 kg)

AGE	WEIGHT LIMIT	REPAIR PATCH	SHELF BOX
3+	176 lb/80 kg		





57524NP/EP
LIL' SEA TURTLE RIDE-ON

- 59" x 50" (1.50m x 1.27m)
 - 10ga (0.25mm) vinyl
 - 2 heavy-duty handles
- 6 ea, 16.1 lb (7.3 kg)

AGE	WEIGHT LIMIT	REPAIR PATCH	SHELF BOX
3+	88 lb/40 kg		



58535NP/EP
LIL' DOLPHIN RIDE-ON

- 69" x 26" (1.75m x 66cm)
 - 10ga (0.25mm) vinyl
 - 2 heavy-duty handles
- 6 ea, 10.1 lb (4.6 kg)

AGE	WEIGHT LIMIT	REPAIR PATCH	SHELF BOX
3+	88 lb/40 kg		



58546NP/EP
LIL' GATOR RIDE-ON

- Smaller version of #58562
 - 66" x 34" (1.68m x 86cm)
 - 10ga (0.25mm) vinyl
 - 1 heavy-duty handle
- 12 ea, 19.9 lb (9.0 kg)

AGE	WEIGHT LIMIT	REPAIR PATCH	SHELF BOX
3+	88 lb/40 kg		



58523NP/EP
LIL' WHALE RIDE-ON

- 60" x 45" (1.52m x 1.14m)
 - 10ga (0.25mm) vinyl
 - 2 heavy-duty handles
- 6 ea, 13.6 lb (6.2 kg)

AGE	WEIGHT LIMIT	REPAIR PATCH	SHELF BOX
3+	88 lb/40 kg		



57567NP/EP
BLUE WHALE RIDE-ON

- 66" x 55" (1.68m x 1.40m)
 - 10ga (0.25mm) vinyl
 - 2 heavy-duty handles
- 6 ea, 19.3 lb (8.8 kg)

AGE	WEIGHT LIMIT	REPAIR PATCH	SHELF BOX
3+	88 lb/40 kg		



58562NP/EP
GIANT GATOR RIDE-ON

- 80" x 45" (2.03m x 1.14m)
 - 12ga (0.30mm) vinyl
 - 2 air chambers
 - 4 heavy-duty handles
- 6 ea, 19.4 lb (8.8 kg)

AGE	WEIGHT LIMIT	REPAIR PATCH	SHELF BOX
3+	176 lb/80 kg		





57552NP/EP
MAGICAL UNICORN RIDE-ON

- 64" x 34" (1.63m x 86cm)
- 12ga (0.30mm) vinyl
- 2 air chambers
- Durable handles
- 6 ea, 20.3 lb (9.2 kg)

AGE	WEIGHT LIMIT	REPAIR PATCH	SHELF BOX
3+	88 lb/40 kg		

NEW



57577NP/EP
MYSTICAL DRAGON RIDE-ON

- 78" x 68" (1.98m x 1.73m)
- 12ga (0.30mm) vinyl
- 2 air chambers
- Durable handles
- 4 ea, 16.5 lb (7.5 kg)

AGE	WEIGHT LIMIT	REPAIR PATCH	SHELF BOX
3+	88 lb/40 kg		



58561NP/EP
WHALE RIDE-ON

- 76" x 47" (1.93m x 1.19m)
- 12ga (0.30mm) vinyl
- 2 air chambers
- 2 heavy-duty handles
- 6 ea, 21.0 lb (9.5 kg)

AGE	WEIGHT LIMIT	REPAIR PATCH	SHELF BOX
3+	88 lb/40 kg		





57528NP/EP
GIANT LOBSTER RIDE-ON

- 84" x 54" (2.13m x 1.37m)
- 12ga (0.30mm) vinyl
- 4 heavy-duty handles
- 6 ea, 27.5 lb (12.5 kg)

AGE	WEIGHT LIMIT	REPAIR PATCH	SHELF BOX
3+	176 lb/80 kg		



57520NP/EP
WAVE RIDER RIDE-ON

- 46" x 30½" (1.17m x 77cm)
- 10ga (0.25mm) vinyl
- 1 heavy-duty handle
- 6 ea, 11.4 lb (5.2 kg)

AGE	WEIGHT LIMIT	REPAIR PATCH	SHELF BOX
3+	88 lb/40 kg		



57536NP/EP
WATER GUN PLANE RIDE-ON

- 46" x 46" (1.17m x 1.17m)
- 10ga (0.25mm) vinyl
- Includes a toy water gun
- Durable handle
- 6 ea, asst, 12.6 lb (5.7 kg)

AGE	WEIGHT LIMIT	REPAIR PATCH	SHELF BOX
3+	88 lb/40 kg		





58504NP/EP FLOATING HOOPS

- 26½" x 21½" (67cm x 55cm) inflated
- 9ga (0.23mm) vinyl with 7ga (0.18mm) ball
- Inflatable basketball
- Inflatable hoop

12 ea, 13.5 lb (6.1 kg)



58507NP/EP FUN GOALS GAME

- 49" L x 33" W x 30" H (1.24m x 84cm x 76cm) inflated
- 10ga (0.25mm) vinyl with 7ga (0.175mm) ball
- Includes anchor bags and an inflatable ball

6 ea, 22.0 lb (10.0 kg)



56508NP/EP POOL VOLLEYBALL GAME

- 94" L x 25" W x 36" H (2.39m x 64cm x 91cm) inflated
- 10ga (0.25mm) vinyl with 7ga (0.175mm) ball
- Includes inflatable volleyball
- Includes grommet bags

6 ea, 17.2 lb (7.8 kg)



/novelties



56253NP/EP
SPRINKLE DONUT HEART TUBE

- Deflated 41" x 39" (1.04m x 99cm)
- Inflated 37" L x 35" W x 10" H (94cm x 89cm x 25cm)
- 10ga (0.25mm) vinyl
- 12 ea, 14.9 lb (6.8 kg)

AGE	WEIGHT LIMIT	REPAIR PATCH	SHELF BOX
9+	176 lb/80 kg		

PHOTO REAL



56265NP/EP
RAINBOW DONUT TUBE

- Deflated 42" (1.07m)
- Inflated 37" x 9" (94cm x 23cm)
- 10ga (0.25mm) vinyl
- 12 ea, 15.5 lb (7.0 kg)

AGE	WEIGHT LIMIT	REPAIR PATCH	SHELF BOX
9+	176 lb/80 kg		



56263NP/EP
SPRINKLE DONUT TUBE

- Deflated 45" (1.14m)
- Inflated 39" x 10" (99cm x 25cm)
- 10ga (0.25mm) vinyl
- 12 ea, 18.1 lb (8.2 kg)

AGE	WEIGHT LIMIT	REPAIR PATCH	SHELF BOX
9+	220 lb/100 kg		

PHOTO REAL



56274NP/EP
SPARKLING GLITTER TUBES

- Deflated 47" (1.19m)
- Inflated 42" x 10½" (1.07m x 27cm)
- 12ga (0.30mm) vinyl
- Gold / Pink glitter filled
- 6 ea, asst, 12.2 lb (5.5 kg)

AGE	WEIGHT LIMIT	REPAIR PATCH	SHELF BOX
9+	220 lb/100 kg		



58793EU/EP
CACTUS FLOAT

- Deflated 73" x 55" (1.85m x 1.40m)
- Inflated 71" L x 51" W x 11" H (1.80m x 1.30m x 28cm)
- 11ga (0.28mm) vinyl
- 6 ea, 21.4 lb (9.7 kg)

WEIGHT LIMIT	REPAIR PATCH	SHELF BOX
220 lb/100 kg		



58766EU/EP
SPRINKLE POPSICLE FLOAT

- Deflated 75" x 30" (1.91m x 76cm)
- Inflated 72" L x 26" W x 8" H (1.83m x 66cm x 20cm)
- 11ga (0.28mm) vinyl
- 6 ea, 14.9 lb (6.8 kg)

WEIGHT LIMIT	REPAIR PATCH	SHELF BOX
220 lb/100 kg		



58728EU/EP
GROOVY VAN FLOAT

- Deflated 72" x 43" (1.83m x 1.09m)
- Inflated 70" L x 36" W x 9" H (1.78m x 91cm x 23cm)
- 11ga (0.28mm) vinyl
- See through windows
- 6 ea, 21.4 lb (9.7 kg)

AGE	WEIGHT LIMIT	REPAIR PATCH	SHELF BOX
9+	220 lb/100 kg		



58729EU/EP
RAINBOW CLOUD FLOAT

- Deflated 72" x 52" (1.83m x 1.32m)
- Inflated 69" L x 46" W x 8" H (1.75m x 1.17m x 20cm)
- 11ga (0.28mm) vinyl
- 6 ea, 20.4 lb (9.3 kg)

WEIGHT LIMIT	REPAIR PATCH	SHELF BOX
220 lb/100 kg		



58727EU/EP
SWEETHEART FLOAT

- Deflated 66" x 56" (1.68m x 1.42m)
- Inflated 61" L x 53" W x 10" H (1.55m x 1.35m x 25cm)
- 11ga (0.28mm) vinyl
- Printed on transparent PVC
- 6 ea, 24.0 lb (10.9 kg)

WEIGHT LIMIT	REPAIR PATCH	SHELF BOX
220 lb/100 kg		





**57558NP/EP
PINK FLAMINGO RIDE-ON**

- Deflated 70" x 53" (1.78m x 1.35m)
- Inflated 58" L x 55" W x 37" H (1.47m x 1.40m x 94cm)
- 12ga (0.30mm) vinyl
- 2 heavy-duty handles
- 2 air chambers
- 4 ea, 17.4 lb (7.9 kg)

AGE	WEIGHT LIMIT	REPAIR PATCH	SHELF BOX
3+	88 LB/40 KG		

NEW



**57562NP/EP
MAJESTIC SWAN RIDE-ON**

- Deflated 74" x 49" (1.88m x 1.24m)
- Inflated 56" L x 54" W x 39" H (1.42m x 1.37m x 99cm)
- 12ga (0.30mm) vinyl
- 2 heavy-duty handles
- 2 air chambers
- 4 ea, 17.4 lb (7.9 kg)

AGE	WEIGHT LIMIT	REPAIR PATCH	SHELF BOX
3+	88 lb/40 kg		



**57561NP/EP
ENCHANTED UNICORN RIDE-ON**

- Deflated 89" x 68" (2.26m x 1.73m)
- Inflated 78" L x 55" W x 40" H (1.98m x 1.40m x 1.02m)
- 12ga (0.30mm) vinyl
- 2 heavy-duty handles
- 2 air chambers
- 4 ea, 17.4 lb (7.9 kg)

AGE	WEIGHT LIMIT	REPAIR PATCH	SHELF BOX
3+	88 lb/40 kg		





**57556NP/EP
BABY DUCK RIDE-ON**

- Deflated 63" x 46½" (1.60m x 1.18m)
- Inflated 58" L x 58" W x 32" H (1.47m x 1.47m x 81cm)
- 12ga (0.30mm) vinyl
- 2 heavy-duty handles
- 2 air chambers

4 ea, 18.9 lb (8.6 kg)

AGE	WEIGHT LIMIT	REPAIR PATCH	SHELF BOX
3+	88 lb/40 kg		



**57285EU/EP
RAINBOW FIESTA ISLAND**

- Deflated 81" (2.06m)
- Inflated 79" x 9½" (2.01m x 24cm)
- 12ga (0.30mm) vinyl
- Wrap around rope

3 ea, 32.2 lb (14.6 kg)

WEIGHT LIMIT	REPAIR PATCH	SHELF BOX
440 lb/200 kg		





57144NP/EP
CANDY FUN PLAY CENTER

- 57" L x 5'6" W x 4" H (1.70m x 1.68m x 1.22m) inflated
- Landing mat for extra padding
- Includes waterslide, sprayer, ball rails, ball toss game and 6 balls
- Capacity 6" (15cm) of wall height: 44 gal (165L)
- 11ga (0.28mm) vinyl
- Drain plug

AGE	WEIGHT LIMIT	REPAIR PATCH	SHELF BOX
2+	120 lb / 54 kg		



57166NP/EP
LITTLE DINO PLAY CENTER

- 6'3" L x 5' W x 1'11" H (1.91m x 1.52m x 58cm) inflated
- 11ga (0.28mm) vinyl
- Built-in sprayer attaches to garden hose
- Includes waterslide, sprayer and one dinosaur
- Landing mat for extra padding
- Capacity 4¾" (12cm) of wall height: 38 gal (143L)
- Drain plug

AGE	WEIGHT LIMIT	REPAIR PATCH	SHELF BOX
2+	120 lb / 54 kg		



57165NP/EP
GATOR PLAY CENTER

- 6'7" L x 5'7" W x 2'9" H (2.01m x 1.70m x 84cm) inflated
- 11ga (0.28mm) vinyl
- Includes waterslide, 1 mushroom shade, gator, 1 baby duck and 1 fishing bucket
- Landing mat for extra padding
- Built-in sprayer attaches to garden hose
- Capacity 4¾" (12cm) of wall height: 42 gal (160L)
- Drain plug

AGE	WEIGHT LIMIT	REPAIR PATCH	SHELF BOX
2+	120 lb / 54 kg		



56132NP/EP
JURASSIC ADVENTURE
PLAY CENTER

- 67" L x 67" W x 12" H (2.01m x 2.01m x 36cm) inflated
- 12ga (0.30mm) vinyl
- Built-in sprayer attaches to water hose
- Includes 3 dinosaurs, 2 cactuses and 1 volcano ball pit
- Capacity 4¼" (11cm) of wall height: 108 gal (410L)

AGE	WEIGHT LIMIT	REPAIR PATCH	SHELF BOX
2+	178 lb/ 81 kg		



56138 NP/EP
FRIENDLY OCTOPUS PLAY CENTER

- 78" L x 6' W x 4'11" H (2.34m x 1.83m x 1.50m) inflated
- 11ga (0.28mm) vinyl
- Built-in sprayer attaches to water hose
- Landing mat for extra padding
- Includes two inflatable rings
- Capacity 5½" (14cm) of wall height: 61 gal (229L)

AGE	WEIGHT LIMIT	REPAIR PATCH	SHELF BOX
2+	120 lb/ 54 kg		







57161NP/EP JUNGLE ADVENTURE PLAY CENTER

- 8' L x 6'6" W x 2'4" H (2.44m x 1.98m x 71cm) inflated
- 12ga (0.30mm) vinyl
- Two pools in one: small pool and larger pool
- Includes water slide, inflatable arch, flamingo, monkey, ring toss game and 5 balls to fit the wall
- Landing mat for extra padding
- Includes control valve to adjust water flow
- Drain plug
- Small pool equipped with overflow drain hole to fill to no more than 4½" (11cm) water height for younger children 15 gal (57L)
- Large pool capacity 8" (20cm) of wall height: 130 gal (493L)
- Large pool capacity 8" (20cm) of wall height: 2 ea, 30.0 lb (13.7 kg)

AGE	WEIGHT LIMIT	REPAIR PATCH	SHELF BOX
2+	178 lb/ 81 kg		

57444NP/EP DINOSAUR PLAY CENTER

- 8'2" L x 6'3" W x 3'7" H (2.49m x 1.91m x 1.09m) inflated
- Pool constructed with 11ga (0.28mm) vinyl and all built-in activities with 10ga (0.25mm) vinyl
- Slide down the volcano and splash into the pool to feed the hungry dinosaur with colorful Fun Ballz™ (6 balls included)
- Built-in sprayer attaches to garden hose
- Water flow to palm tree sprayer and waterfall adjusts with control valve
- Landing mat for extra padding
- Drain plug
- Capacity 6¾" (16cm) of wall height: 82 gal (310L)
- 2 ea, 24.3 lb (11.0 kg)

AGE	WEIGHT LIMIT	REPAIR PATCH	SHELF BOX
2+	178 lb/ 81 kg		





57154NP/EP
MY GARDEN PLAY CENTER

- 9'6" L x 5'11" W x 3'5" H (2.90m x 1.80m x 1.04m) inflated
- 12ga (0.30mm) vinyl
- Built-in sprayer attaches to garden hose
- Includes 2 mushrooms, 4 butterflies and 3 balls
- Landing mat for extra padding
- Capacity 5" (13cm) of wall height: 119 gal (450L)
- Drain plug
2 ea, 27.0 lb (12.3 kg)

AGE	WEIGHT LIMIT	REPAIR PATCH	SHELF BOX
2+	178 lb/ 81 kg		



57453NP/EP
RAINBOW RING PLAY CENTER

- 9'9" L x 6'4" W x 4'5" H (2.97m x 1.93m x 1.35m) inflated
- 12ga (0.30mm) vinyl
- Includes waterslide, wading pool, water sprayer, ring toss game (with four inflatable rings), ball roller game and toss ball game (six 3 1/8" (8cm) Fun Ballz™ included)
- Built-in sprayer attaches to garden hose
- Landing mat for extra padding
- Wading pool fills to 8" (20cm) of wall height: 46 gal (175L)
- Main pool capacity 5 1/2" (14cm) of wall height: 54 gal (206L) for younger children
- Drain plug
2 ea, 34.3 lb (15.6 kg)

AGE	WEIGHT LIMIT	REPAIR PATCH	SHELF BOX
2+	178 lb/ 81 kg		



57135NP/EP DINOLAND PLAY CENTER

- 9'11" L x 7'6" W x 3'8" H (3.02m x 2.29m x 1.12m) inflated
- 12ga (0.30mm) vinyl
- Comes ready for play with six 3 1/8" (8cm) Fun Ballz™
- Moveable Dino Arch sprayer attaches to garden hose
- Slide and splash into the wading pool
- Jurassic fun with Dino Hoops and Ball Roller games

- Landing mat for extra padding
- Capacity 5 1/2" (14cm) of wall height: 77 gal (290L)
- Drain plug
- 2 ea, 33.6 lb (15.3 kg)

AGE	WEIGHT LIMIT	REPAIR PATCH	SHELF BOX
2+	178 lb/ 81 kg		



56143NP/EP UNDER THE SEA PLAY CENTER

- 10'2" L x 6'4" W x 2'4" H (3.10m x 1.93m x 71cm) inflated
- 12ga (0.30mm) vinyl
- Built-in sprayer attaches to water hose
- Landing mat for extra padding
- Large pool fills to: 5 1/2" (14cm) of wall height: 54 gal (206L)

- Small pool fills to: 8" (20cm) of wall height: 46 gal (175L)
- Drain plug
- 2 ea, 29.1 lb (13.2 kg)

AGE	WEIGHT LIMIT	REPAIR PATCH	SHELF BOX
2+	178 lb/ 81 kg		





**58849NP/EP
KOOL SPLASH™
WATER SLIDE**

- 10'11" L x 6'9" W x 3'10" H (3.33m x 2.06m x 1.17m)
- 20ga (0.50mm) vinyl
- Wave graphics
- Make a splash all summer long
- Attach garden hose for sprayers to wet the slide surface
- 5 air chambers
- 6 heavy-duty handles
- 1 ea, 38.5 lb (17.5 kg)

AGE	WEIGHT LIMIT	REPAIR PATCH	SHELF BOX
6+	176 lb/ 80 kg		



**56167NP/EP
SURFING FUN SLIDE**

- 18'5" L x 4'6" W x 3'3" H (5.61m x 1.37m x 99cm) inflated
- Slide: 16ga (0.40mm) vinyl
- Pool wall: 13ga(0.33mm)
- Pool bottom/arch/rider: 12ga(0.3mm)
- Built-in sprayer attaches to water hose
- Includes 2 surf riders with handles
- 1 ea, 27.5 lb (12.5 kg)



AGE	WEIGHT LIMIT	REPAIR PATCH	SHELF BOX
6+	220 lb/ 100 kg		

/baby pools



59409NP/EP

NEW design



57106NP/EP

59409NP/EP MY FIRST POOLS

- 24" x 6" (61cm x 15cm) inflated
- 8ga (0.20mm) rings;
- 7ga (0.18mm) floor
- Two rings
- Capacity 3" (8cm) of wall height: 4 gal (17L)
- 36 ea, asst, 21.5 lb (9.8 kg)

AGE **1-3** REPAIR PATCH SHELF BOX

57106NP/EP DINO BUDDIES 3-RING BABY POOL

- 24" x 8½" (61cm x 22cm) inflated
- 8ga (0.20mm) rings;
- 7ga (0.18mm) bottom vinyl
- Capacity 5½" (14cm) of wall height: 7 gal (28L)
- 12 ea, 11.6 lb (5.3 kg)

AGE **1-3** REPAIR PATCH SHELF BOX



Printing on Frosted PVC



57114NP/EP

57114NP/EP MUSHROOM BABY POOL

- 40" x 35" (1.02m x 89cm) inflated
- 10ga (0.25mm) vinyl
- Baby's own pool with built-in mushroom sunshade
- A soft inflatable floor
- Capacity 5" (13cm) of wall height: 12 gal (45L)
- 6 ea, 20.2 lb (9.2 kg)

AGE **1-3** REPAIR PATCH SHELF BOX



58417NP/EP

58417NP/EP TROPICAL ISLAND BABY POOL

- 40" x 34" (1.02m x 86cm) inflated
- 10ga (0.25mm) vinyl
- Built-in palm tree sunshade
- Capacity 5" (13cm) of wall height: 12 gal (45L)
- A soft inflatable floor
- 6 ea, 22.0 lb (10.0 kg)

AGE **1-3** REPAIR PATCH SHELF BOX



58438NP/EP

58438NP/EP CATICORN BABY POOL

- 40" x 40" (1.02m x 1.02m) inflated
- 13ga (0.33mm) vinyl
- Built-in sunshade
- Soft inflatable floor
- Capacity 5" (13cm) of wall height: 12 gal (45L)
- 6 ea, 19.6 lb (8.9 kg)

AGE **1-3** REPAIR PATCH SHELF BOX



57113NP/EP

57113NP/EP UNICORN BABY POOL

- 50" L x 40" W x 27" H (1.27m x 1.02m x 69cm) inflated
- 10ga (0.25mm) vinyl
- Soft inflatable floor
- Built-in sunshade
- Capacity 5" (13cm) of wall height: 12 gal (45L)
- 6 ea, 23.0 lb (10.5 kg)

AGE **1-3** REPAIR PATCH SHELF BOX

/small pools



- 57172NP/EP** ● **57173NP/EP** ●
MINI FRAME™ POOL
- 48" L x 48" W x 12" H (1.22m x 1.22m x 30cm) set-up size
 - 20ga (0.50mm) wall, 10ga (0.25mm) floor
 - Galvanized metal steel
 - Foam padded horizontal beams
 - Capacity 9½" (24cm) of wall height: 90 gal (342L)
 - Drain plug

AGE **2+** REPAIR PATCH SHELF BOX



- 59421NP/EP**
ICE POP POOL
- 48" x 10" (1.22m x 25cm) inflated
 - 8ga (0.20mm) rings; 7ga (0.18mm) floor
 - 2 rings
 - Capacity 7" (18cm) of wall height: 40 gal (150L)

AGE **2+** REPAIR PATCH

- 59460NP/EP**
ICE POP POOL SET
- Set includes #59421 inflatable pool with matching 20" (51cm) beach ball and 20" (51cm) swim ring
 - 48" x 10" (1.22m x 25cm) inflated
 - 8ga (0.20mm) vinyl
 - 2 rings
 - Capacity 7" (18cm) of wall height: 40 gal (150L)

AGE **2+** REPAIR PATCH



- 59431NP/EP**
FRUITY DELIGHT POOL
- 52" x 11" (1.32m x 28cm) inflated
 - 8ga (0.20mm) rings; 7ga (0.18mm) floor
 - 3 rings
 - Capacity 8½" (22cm) of wall height: 66 gal (248L)

AGE **2+** REPAIR PATCH

- 59469NP/EP**
FRUITY DELIGHT POOL SET
- Set includes inflatable 52" x 11" (1.32m x 28cm) 3 ring pool with matching 20" (51cm) beach ball and 20" (51cm) swim ring
 - 52" x 11" (1.32m x 28cm) inflated

AGE **2+** REPAIR PATCH



- 58439NP/EP**
RAINBOW OMBRE POOL
- 58" x 13" (1.47m x 33cm) inflated
 - 8ga (0.20mm) rings; 7ga (0.18mm) floor
 - Capacity 9" (23cm) of wall height: 87 gal (330L)

AGE **2+** REPAIR PATCH SHELF BOX

- 58449NP/EP**
- 66" x 15" (1.68m x 38cm) inflated
 - 9ga (0.23mm) rings; 7ga (0.18mm) floor
 - Capacity 11½" (29cm) of wall height: 154 gal (581L)

AGE **2+** REPAIR PATCH SHELF BOX



**58432NP/EP
ZESTY LEMON POOL**

- 58" x 13" (1.47m x 33cm) inflated
- 8ga (0.20mm) vinyl with 7ga (0.18mm) floor
- Capacity 9" (23cm) of wall height: 87 gal (330L)

AGE **2+** REPAIR PATCH SHELF BOX



**58448NP/EP
WATERMELON POOL**

- 66" x 15" (1.68m x 38cm) inflated
- 9ga (0.23mm) vinyl with 7ga (0.18mm) floor
- Capacity 11½" (29cm) of wall height: 154 gal (581L)

AGE **2+** REPAIR PATCH SHELF BOX



**57471NP/EP
SEA AQUARIUM POOL**

- 62½" L x 62½" W x 19½" H (1.59m x 1.59m x 50cm) inflated
- 12ga (0.30mm) vinyl
- Capacity 11" (28cm) of wall height: 90 gal (340L)
- Drain plug

AGE **3+** REPAIR PATCH SHELF BOX



Printing on Frosted PVC



**57482NP/EP
MY SEA FRIENDS POOL**

- 64" L x 42" W x 18" H (1.63m x 1.07m x 46cm) inflated
- Durable 12ga (0.30mm) vinyl
- Capacity 11" (28cm) of wall height: 61 gal (230L)
- Drain plug

AGE **3+** REPAIR PATCH SHELF BOX





58480NP/EP
LITTLE OTTER POOL

- 60" x 22" (1.52m x 56cm) inflated
- Durable 12ga (0.30mm) vinyl
- Inflatable floor
- Capacity 16" (41cm) of wall height:
95 gal (360L)
- Drain plug
3 ea, 23.8 lb (10.8 kg)



56493NP/EP
HAPPY OTTER POOL

- 75" L x 70" W x 24" H
(1.91m x 1.78m x 61cm) inflated
- 12ga (0.30mm) vinyl
- Inflatable floor
- Capacity 16" (41cm) of wall height:
135 gal (510L)
- Drain plug
3 ea, 31.7 lb (14.4 kg)



56495NP/EP
SUMMER COLORS POOL

- 73" L x 71" W x 21" H
(1.85m x 1.80m x 53cm) inflated
- 12ga (0.30mm) vinyl
- Five sided with see-through sidewalls
- Inflatable floor
- Capacity 14" (36cm) of wall height:
122 gal (460L)
- Drain plug
3 ea, 28.6 lb (13.0 kg)



58431NP/EP
SOFT SIDE POOL

- 74" x 18" (1.88m x 46cm) inflated
- 10ga (0.25mm) rings; 8ga (0.20mm) floor
- Capacity 12" (30cm) of wall height:
209 gal (790L)
- 3 air chambers with unique side panel
construction
- Drain plug
3 ea, 18.8 lb (8.6 kg)



/small pools & spray pools



57470NP/EP SUN SHADE POOL

- 62" L x 62" W x 48" H (1.57m x 1.57m x 1.22m) inflated
- 10ga (0.25mm) vinyl
- Capacity 8½" (22cm) of wall height: 78 gal (295L)
- Drain plug

3 ea, 25.7 lb (11.7 kg)



Removable sun shade



26102NP JOLLY WHALE EASY SET® POOL

- Approximate set-up size 72" x 20" (1.83m x 51cm)
- Top ring: 11ga (0.28mm); Wall: 18ga (0.45mm); Bottom: 10ga (0.25mm)
- Capacity 16" (41cm) of wall height: 232 gal (880L)
- Repair kit

2 ea, 16.5 lb (7.5 kg)



Puncture-resistant
3-ply material

26102EH

- Same as 26100NP
- 2 ea, 21.0 lb (9.6 kg)

AGE
3+



57440NP/EP WHALE SPRAY POOL

- 79" L x 77" W x 36" H (2.01m x 1.96m x 91cm) inflated
- 11ga (0.28mm) vinyl
- Sprayer spout attaches to garden hose
- Capacity 7" (18cm) of wall height: 53 gal (200L)
- Drain plug

4 ea, 27.4 lb (12.4 kg)





58477NP/EP
SNORKEL FUN SNAPSET™ POOL

- Approximate set-up size: 4' x 10" (1.22m x 25cm)
 - Capacity 9½" (24cm) of wall height: 74 gal (281L)
 - Not available in Europe
- 6 ea, 14.5 lb (6.6 kg)

AGE 3+ REPAIR PATCH SHELF BOX



56451NP/EP
FUN AT THE BEACH
SNAPSET™ POOL

- Approximate set-up size: 5' x 10" (1.52m x 25cm)
 - Capacity 9½" (24cm) of wall height: 117 gal (443L)
 - Not available in Europe
- 6 ea, 19.4 lb (8.8 kg)

AGE 3+ REPAIR PATCH SHELF BOX



56452NP/EP
OCEAN PLAY SNAPSET™ POOL

- Approximate set-up size: 6' x 13" (1.83m x 38cm)
 - Fun sea animals
 - Capacity 14½" (37cm) of wall height: 253 gal (958L)
 - Not available in Europe
- 6 ea, 30.5 lb (13.9 kg)

AGE 3+ REPAIR PATCH SHELF BOX



58472NP/EP
DEEP BLUE SEA
SNAPSET™ POOL

- Approximate set-up size: 8' x 16" (2.44m x 46cm)
 - Ocean graphics
 - Capacity 17½" (44cm) of wall height: 539 gal (2,040L)
 - Not available in Europe
- 4 ea, 37.8 lb (17.2 kg)

AGE 3+ REPAIR PATCH SHELF BOX



56475NP/EP
SWIM CENTER™
FAMILY LOUNGE POOL

- 90" L x 90" W x 26" H (2.29m x 2.29m x 66cm) inflated
- 12ga (0.30mm) vinyl
- 4 built-in seats with backrests for lounging or supervising children
- 2 drink holders
- Capacity 14" (36cm) of wall height: 262 gal (990L)
- Drain plug
2 ea, 29.5 lb (13.4 kg)

AGE 3+ REPAIR PATCH SHELF BOX



58492 NP/EP
SWIM CENTER™ OCTAGONAL
FAMILY POOL

- 100" L x 100" W x 22" H (2.54m x 2.54m x 56cm) inflated
- 12ga (0.3mm) vinyl
- Capacity 12" (30cm) of wall height: 264 gal (999 L)
- Drain plug
2 ea, 33.6 lb (15.3 kg)

AGE 6+ REPAIR PATCH SHELF BOX

57190NP/EP
SWIM CENTER™
FAMILY LOUNGE POOL

- 90" L x 86" W x 31" H (2.29m x 2.18m x 79cm) inflated
- 13ga (0.33mm) vinyl
- Parents get comfy on the built-in bench while the little ones enjoy the water
- 2 air chambers each with combo valve for quick inflation and deflation
- Capacity 12" (30cm) of wall height: 156 gal (590L)
- Drain plug
2 ea, 33.5 lb (15.2 kg)

AGE 6+ REPAIR PATCH SHELF BOX



56494NP/EP
SWIM CENTER™ PINWHEEL POOL

- 90" x 22" (2.29m x 56cm) inflated
- 13ga (0.33mm) vinyl with 12ga (0.30mm) wall
- Capacity 11½" (29cm) of wall height: 222 gal (840L)
- Colorful PVC inner beam construction
- Drain plug
2 ea, 25.7 lb (11.7 kg)

AGE 6+ REPAIR PATCH SHELF BOX



56490NP/EP SNORKEL FUN SWIM CENTER™ POOL

- 103" L x 63" W x 18" H (2.62m x 1.60m x 46cm) inflated
- 12ga (0.30mm) vinyl
- 2 air chambers each with combo valve for quick inflation and deflation
- Capacity 12" (30cm) of wall height: 185 gal (700L)
- Drain plug
3 ea, 29.6 lb (13.5 kg)



58485NP/EP SEALIFE SWIM CENTER™ POOL

- 120" L x 72" W x 22" H (3.05m x 1.83m x 56cm) inflated
- 13ga (0.33mm) vinyl
- 3 air chambers each with combo valve for quick inflation and deflation
- I-beam walls with printed graphics provide strength yet remain comfortable
- Capacity 14" (36cm) of wall height: 277 gal (1,050L)
- Drain plug
2 ea, 32.8 lb (14.9 kg)



Removable sun shade

57186NP/EP SWIM CENTER™ SUNSHADE FAMILY POOL

- 90" L x 75" W x 53" H (2.29m x 1.91m x 1.35m) inflated
- 13ga (0.33mm) vinyl
- Capacity 12" (30cm) of wall height: 140 gal (530L)
- Drain plug
2 ea, 35.0 lb (15.9 kg)



58412NP/EP RECTANGULAR POOL COVER

- Fits Swim Center™ Family Pools: 120" x 72" (3.05m x 1.83m) or 103" x 69" (2.62m x 1.75m)
- 12" (30cm) overhang
6 ea, 28.1 lb (12.8 kg)



59631NP/EP REPAIR PATCHES

- 6 pcs of 7½ sq. in. (49cm²) stick-on patches
- Blister card
36 ea, 1.6 lb (0.7 kg)



/play series



**55602/E
PLAY GOGGLES**
12 ea, asst, 1.7 lb (0.8 kg)

AGE **3-8**



**55610/E
FUN GOGGLES**
12 ea, asst, 2.3 lb (1.0 kg)

AGE **3-8**



**55611/E
JUNIOR GOGGLES**
12 ea, asst, 1.7 lb (0.8 kg)

AGE **3-8**



**55693/E
KIDS GOGGLES**

- Durable polycarbonate lenses
- Comfortable silicon eyecups
- Adjustable soft silicon head strap
- Twin-pack
- 12 ea, 3.7 lb (1.7 kg)

AGE **3-8**



FEATURES

- Lenses incorporate advanced UV protection to reduce the sun's damaging UVA & UVB rays.
- Lenses are treated with a special coating that keeps them clear underwater, ensuring 100% visibility.
- Products incorporate hypoallergenic materials that protect users from potentially irritating latex.



**55916/E
SEA SCAN SWIM MASKS**

- Hypoallergenic polyvinyl chloride skirt for a comfortable fit
- Polycarbonate lens
- adjustable strap
- 12 ea, asst, 6.4 lb (2.9 kg)

AGE **8+**

LATEX FREE



**55915/E
FUN MASKS**

- Playful character masks are fun for kids
- 12 ea, asst, 7.6 lb (3.5 kg)

AGE **3-8**

LATEX FREE



**55642/E
ADVENTURER SWIM SET**

- #55916 Sea Scan Mask with Hi-Flow Snorkel
- Polycarbonate lens for safety
- 6 sets, 6.1 lb (2.8 kg)

AGE **8+**

LATEX FREE



**55983/E
KIDS SWIM MASKS**

- Durable polycarbonate lenses
- Comfortable silicon eyecups
- Adjustable soft silicon head strap
- Twin-pack
- 12 ea, 5.9 lb (2.7 kg)

AGE **3-8**

LATEX FREE

F&G



**55944/E
SHARK FUN SET**

- #55915 Fun Mask with Hi-Flow snorkel
- Polycarbonate lens for safety
- 6 sets, 6.0 lb (2.7 kg)

AGE **3-8**

LATEX FREE



55682/E
FREE STYLE SPORT
GOGGLES
12 ea, asst, 2.5 lb (1.1 kg)
AGE 8+ UV PROTECTION FOG LATEX FREE



55684/E
SPORT RELAY GOGGLES
12 ea, asst, 2.6 lb (1.2 kg)
AGE 8+ UV PROTECTION FOG LATEX FREE



55685/E
WATER SPORT GOGGLES
12 ea, asst, 2.9 lb (1.3 kg)
AGE 14+ UV PROTECTION FOG LATEX FREE



55647/E
WAVE RIDER SWIM SET
• #55978 Wave Rider Mask with #55929 Snorkel
• Hypoallergenic, thermoplastic rubber facial skirt
6 sets, 7.5 lb (3.4 kg)
AGE 8+ LATEX FREE SPLASH GUARD



55978/E
WAVE RIDER MASKS
• Hypoallergenic thermoplastic rubber skirt for soft comfortable fit
• Polycarbonate lenses for safety
12 ea, asst, 6.0 lb (2.7 kg)
AGE 8+ LATEX FREE SPLASH GUARD



55975/E
SURF RIDER MASKS
• Hypoallergenic, thermoplastic rubber skirt for soft comfortable fit
• Polycarbonate lenses for safety
12 ea, asst, 6.3 lb (2.9 kg)
AGE 8+ LATEX FREE SPLASH GUARD



55977/E
REEF RIDER MASKS
• Hypoallergenic thermoplastic rubber skirt for soft comfortable fit
• Polycarbonate lenses for safety
12 ea, asst, 6.4 lb (2.9 kg)
AGE 14+ LATEX FREE SPLASH GUARD



55949/E
SURF RIDER SWIM SET
• #55975 Surf Rider Mask with #55929 Snorkel
• Hypoallergenic, thermoplastic rubber facial skirt
6 sets, 7.6 lb (3.5 kg)
AGE 8+ LATEX FREE SPLASH GUARD



55648/E
REEF RIDER SWIM SET
• #55977 Reef Rider Mask with #55929 Snorkel
• Hypoallergenic, thermoplastic rubber facial skirt
6 sets, 7.7 lb (3.5 kg)
AGE 14+ LATEX FREE SPLASH GUARD

FEATURES

UV PROTECTION Lenses incorporate advanced UV protection to reduce the sun's damaging UVA & UVB rays.

FOG Lenses are treated with a special coating that keeps them clear underwater, ensuring 100% visibility.

LATEX FREE Products incorporate hypoallergenic materials that protect users from potentially irritating latex.

SPLASH GUARD Snorkel is configured to prevent water from flowing into the top, allowing the diver to easily swim below the surface.

SILICONE SEAL Seals use silicone, ensuring a softer, more form fitting product that is comfortable and water-tight.

TEMPERED GLASS Mask contains enhanced glass which is stronger and more transparent than standard models.



55691/E

**55691/E
SILICONE SPORT RACING GOGGLES**

- Soft silicone head strap for high performance
12 ea, asst, 2.6 lb (1.2 kg)



55692/E

**55692/E
SILICONE SPORT MASTER GOGGLES**

- Soft silicone head strap for high performance
12 ea, asst, 2.8 lb (1.3 kg)



55981/E



55962/E

**55981/E
SILICONE AQUA SPORT MASKS**

- Single lens with additional side lens provides a 180° panoramic view
- Soft silicone head strap for high performance
12 ea, asst, 8.6 lb (3.9 kg)




**55962/E
SILICONE AQUA SPORT SWIM SET**

- 6 sets, 9.1 lb (4.2 kg)



55929/E



55609/E

**55929/E
EASY-FLOW SNORKELS**

- 12 ea, asst, 8.6 lb (3.9kg)



**55609/E
EAR PLUGS & NOSE CLIP COMBO SET**

- Compact and convenient carrying case for storage and transport
- Blister card packaging
24 ea, 2.0 lb (0.9 kg)



55991/E

**55991/E
SILICONE SWIM CAPS**

- Extra soft comfortable fit
- Designed to not stick to hair
- One size fits all
24 ea, asst, 3.6 lb (1.6 kg)



/boats & kayaks



Sport Series

A broad range of recreation boats and kayaks. All models are made with strong and durable materials for stability and rugged use, suited to fishing and boating in lakes and mild rivers.



SuperStrong™ enhanced molecular formulation PVC provides superior strength and durability, ensuring high impact and abrasion resistance.



Pro Series

Designed and engineered for optimum performance, comfort, rigidity and versatility.



SuperTough™ 3-ply laminate construction combined with SuperStrong™ enhanced molecular formulation PVC provide superior structural strength and unmatched resistance to damage from abrasion, impact and sunlight, while allowing more pressure for rigidity.

Challenger™



SPORT SERIES CHALLENGER™

- 3 air chambers including an inner auxiliary chamber inside main hull
- Two quick-fill, fast-deflate Boston valves (models 2 & 3)
- SuperStrong™ enhanced molecular formulation PVC provides superior strength and durability, ensuring high impact and abrasion resistance
- Rugged vinyl construction
- All-around grab line
- Inflatable I-beam floor for comfort and rigidity
- Inflatable cushions (model 3)
- Grab handle on bow
- Welded-on oar locks
- Oar holders (model 2 & 3)
- Motor mount fittings (model 3)
- U.S. Coast Guard I.D.
- TUV approved



48" (122cm) aluminum oars break down in three sections for easy storage and portability



CHALLENGER™	MODEL	CASE PACK	CASE WEIGHT LB (KG)	INFLATED SIZE FT (CM)	MATERIAL GA (MM)	PERSONS CAPACITY	CAPACITY LB (KG)	MOTOR HP (KW)	STANDARD	ACCESSORIES
68367NP/EP	Challenger™ 2 Set	2	34.4 (15.7)	7'9" x 3'9" x 1'4" (236 x 114 x 41)	18 (0.45)	2	440 (200)		ISO 6185-1 NMMA-ABYC	59623 48" French Oars 68612 High-Output Pump
68370NP/EP	Challenger™ 3 Set	2	56.3 (25.6)	9'8" x 4'6" x 1'5" (295 x 137 x 43)	20 (0.50)	3	704 (320)	1.5 (1.1)	ISO 6185-1 NMMA-ABYC	48" Aluminum Oars 68614 High-Output Pump

Seahawk™



SPORT SERIES SEAHAWK™

- 3 air chambers including an inner auxiliary chamber inside main hull
- Two quick-fill, fast-deflate Boston valves
- SuperStrong™ enhanced molecular formulation PVC provides superior strength and durability, ensuring high impact and abrasion resistance
- Rugged vinyl construction
- All-around grab line
- Inflatable I-beam floor for comfort and rigidity
- Inflatable cushions (models 3 & 4)
- 1 gear pouch
- Two fishing rod holders
- Grab handle on bow
- Rotational oar locks for easy rowing
- Oar holders
- Motor mount fittings
- U.S. Coast Guard I.D.
- TUV approved



54" (137cm) aluminum oars break down in three sections for easy storage and portability



SEAHAWK™	MODEL	CASE PACK	CASE WEIGHT LB (KG)	INFLATED SIZE FT (CM)	MATERIAL GA (MM)	PERSONS CAPACITY	CAPACITY LB (KG)	MOTOR HP (KW)	STANDARD	ACCESSORIES
68347NP/EP	Seahawk™ 2 Set	2	39.6 (18.0)	7'9" x 3'9" x 1'4" (236 x 114 x 41)	20 (0.5)	2	520 (240)	1.5 (1.1)	ISO 6185-1 NMMA-ABYC	59623 48" French Oars 68612 High-Output Pump
68380NP/EP	Seahawk™ 3 Set	1	33.1 (15.1)	9'8" x 4'6" x 1'5" (295 x 137 x 43)	23 (0.58)	3	790 (360)	1.5 (1.1)	ISO 6185-1 NMMA-ABYC	54" Aluminum Oars 68614 High-Output Pump
68351NP/EP	Seahawk™ 4 Set	1	48.6 (22.1)	11'6" x 4'9" x 1'7" (351 x 145 x 48)	30 (0.75)	4	1,050 (480)	1.5 (1.1)	ISO 6185-1 NMMA-ABYC	54" Aluminum Oars 68614 High-Output Pump



SPORT SERIES EXCURSION™

- 3 air chambers including an auxiliary air chamber in hull for extra buoyancy
- SuperStrong™ enhanced molecular formulation PVC provides superior strength and durability, ensuring high impact and abrasion resistance
- Boston valve on two main hull chambers for quick-fill, fast-deflate
- Rugged vinyl construction
- All-around grab line
- Inflatable I-beam floor for comfort and rigidity
- Two fishing rod holders (models 4)
- Four fishing rod holders (model 5)

- Two roomy inflatable seats with backrests
- 1 gear pouch
- Grab handle on bow
- Rotational oar locks for easy rowing
- Oar holders
- Motor mount fittings
- U.S. Coast Guard I.D.
- TUV approved
- Carry bag



68324 Excursion™ 4 Set and Accessories




68325 Excursion™ 5 Set and Accessories



54" (137cm) aluminum oars break down in three sections for easy storage and portability

EXCURSION™	MODEL	CASE PACK	CASE WEIGHT LB (KG)	INFLATED SIZE FT (CM)	MATERIAL GA (MM)	PERSONS CAPACITY	CAPACITY LB (KG)	MOTOR HP (KW)	STANDARD	ACCESSORIES
68324NP/EP	Excursion™ 4 Set	1	48.6 (22.1)	10'4" x 5'5" x 1'5" (315 x 165 x 43)	30 (0.75)		1,100 (500)	1.5 (1.1)	ISO 6185-1 NMMA-ABYC	54" Aluminum Oars 68614 High-Output Pump
68325NP/EP	Excursion™ 5 Set	1	56.0 (25.5)	12' x 5'6" x 1'5" (366 x 168 x 43)	30 (0.75)		1,320 (600)	1.5 (1.1)	ISO 6185-1 NMMA-ABYC	54" Aluminum Oars 68614 High-Output Pump

Challenger™

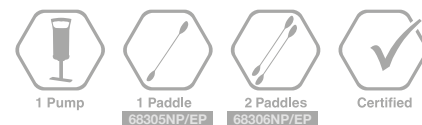


68305 Challenger™ K1 Kayak and Accessories

68306 Challenger™ K2 Kayak and Accessories

SPORT SERIES CHALLENGER™ K1 & K2

- Sporty graphics for high visibility
- SuperStrong™ enhanced molecular formulation PVC provides superior strength and durability, ensuring high impact and abrasion resistance
- Low-profile for lakes and mild rivers
- Streamlined design for easy paddling
- Cockpit designed for comfort and space
- Rugged vinyl construction
- Grab line on both ends
- Cargo net for extra storage
- Adjustable inflatable seat with backrest
- Inflatable I-beam floor for comfort and rigidity
- Removable skeg for directional stability
- 2 air chambers
- U.S. Coast Guard I.D.
- TUV approved
- Carry bag



CHALLENGER™ K1 & K2	MODEL	CASE PACK	CASE WEIGHT LB (KG)	INFLATED SIZE FT (CM)	MATERIAL GA (MM)	PERSONS CAPACITY	CAPACITY LB (KG)	STANDARD	ACCESSORIES
68305NP/EP	Challenger™ K1	2	56.8 (25.8)	9' x 26" x 11" (274 x 76 x 33)	30 (0.75)	1	220 (100)	ISO 6185-1 NMMA-ABYC	86" Aluminum PADDLE 68614 High-Output Pump
68306NP/EP	Challenger™ K2	1	38.5 (17.5)	11'6" x 26" x 1'3" (351 x 76 x 38)	30 (0.75)	2	400 (180)	ISO 6185-1 NMMA-ABYC	86" Aluminum PADDLES 68614 High-Output Pump

Explorer™



68307 Explorer™ K2 Kayak and Accessories

SPORT SERIES EXPLORER™ K2

- Sporty graphics for high visibility
- SuperStrong™ enhanced molecular formulation PVC provides superior strength and durability, ensuring high impact and abrasion resistance
- Low-profile for lakes and mild rivers
- Streamlined design for easy paddling
- Cockpit designed for comfort and space
- Rugged vinyl construction
- Grab line on both ends
- Adjustable inflatable seats with backrest
- Inflatable I-beam floor for comfort and rigidity
- Removable skeg for directional stability
- 3 air chambers
- U.S. Coast Guard I.D.
- TUV approved
- Carry bag



EXPLORER™ K2	MODEL	CASE PACK	CASE WEIGHT LB (KG)	INFLATED SIZE FT (CM)	MATERIAL GA (MM)	PERSONS CAPACITY	CAPACITY LB (KG)	STANDARD	ACCESSORIES
68307NP/EP	Explorer™ K2	1	37.1 (16.9)	10'3" x 3' x 18" (312 x 91 x 51)	30 (0.75)	2	400 (180)	ISO 6185-1 NMMA-ABYC	86" Aluminum PADDLES 68614 High Output Pump

Excursion™ Pro

/pro series



Comfortable backrests

Removable fishing rod holders (one on each side)

Inflatable floor



Inflatable booster pad

Removable & adjustable seats



Mounting bracket for additional accessories



Adjustable foot rests



Directional skeg



Shallow water Directional skeg




Removable/adjustable phone/GoPro holder



Storage area (dry bag not included)

Grab handles on both ends



3-ply SUPER-TOUGH™ Construction employs a high molecular PVC that is unaffected by gasoline, oil and salt water. It is highly resistant to damage from abrasion, impact and sunlight. It also permits more air pressure for rigidity.



1 Pump



2 Paddles



Certified



68303 Excursion™ Pro K1 Set and Accessories

PROFESSIONAL SERIES EXCURSION™ PRO K1

- SuperTough™ 3-ply laminate construction*combined with SuperStrong™ enhanced molecular formulation PVC provide superior structural strength and unmatched resistance to damage from abrasion, impact and sunlight, while allowing more pressure for rigidity
- High pressure inflation provides extra rigidity and stability, with high pressure spring loaded valves for easy inflation and fast deflation
- Two specially designed removable skegs for optimal maneuverability through deep and shallow waters
- One floor mounted footrest
- Two conveniently detachable fishing rod holders
- Detachable and adjustable GoPro camera and mobile phone mount - easily clicks into the accessories attachment base

- Grab handle on both ends
- Adjustable bucket seat
- Inflatable seat booster pad for elevated seating
- Storage space in bow and stern with stainless steel D-rings for tying down dry bags and gear
- 2 air chambers
- Durable backpack included
- U.S. Coast guard I.D.
- TUV approved
- Patents pending



68309 Excursion™ Pro K2 Set and Accessories

PROFESSIONAL SERIES EXCURSION™ PRO K2

- SuperTough™ 3-ply laminate construction*combined with SuperStrong™ enhanced molecular formulation PVC provide superior structural strength and unmatched resistance to damage from abrasion, impact and sunlight, while allowing more pressure for rigidity
- High pressure inflation provides extra rigidity and stability, with high pressure spring loaded valves for easy inflation and fast deflation
- Two specially designed removable skegs for optimal maneuverability through deep and shallow waters
- Two floor mounted footrests
- Two conveniently detachable fishing rod holders
- Detachable and adjustable GoPro camera and mobile phone mount - easily clicks into the accessories attachment base

- Grab handle on both ends
- Two adjustable bucket seats
- Inflatable seat booster pad for elevated seating
- Storage space in bow and stern with stainless steel D-rings for tying down dry bags and gear
- 2 air chambers
- Durable backpack included
- U.S. Coast guard I.D.
- TUV approved
- Patents pending



* GoPro, HERO and their respective logos are trademarks or registered trademarks of GoPro, Inc. in the United States and other countries.



*Rugged heavy-duty backpack with padded shoulder straps and two side pockets for storing paddles.

EXCURSION™ PRO K1 & K2	MODEL	CASE PACK	CASE WEIGHT LB (KG)	INFLATED SIZE FT (CM)	MATERIAL GA (MM)	PERSONS CAPACITY	CAPACITY LB (KG)	STANDARD	ACCESSORIES
68303NP/EP	Excursion™ Pro k1	1	38.4 (17.5)	10' x 3' x 1'6" (305 x 91 x 46)	30 (0.75)	1	220 (100)	ISO 6185-1 NMMA-ABYC	86" Aluminum PADDLE 68605 High Output Pump
68309NP/EP	Excursion™ Pro k2	1	48.3 (22.0)	12'7" x 3'1" x 1'6" (384 x 94 x 46)	30 (0.75)	2	400 (180)	ISO 6185-1 NMMA-ABYC	86" Aluminum PADDLES 68605 High Output Pump



68373 Mariner™ 3 Set and Accessories



68376 Mariner™ 4 Set and Accessories



54" (137cm) aluminum oars break down in three sections for easy storage and portability

PROFESSIONAL SERIES MARINER™ 3

- Two Boston valves on main hull chamber for quick-fill, fast-deflate
- SuperTough™ 3-ply laminate construction*combined with SuperStrong™ enhanced molecular formulation PVC provide superior structural strength and unmatched resistance to damage from abrasion, impact and sunlight, while allowing more pressure for rigidity
- All-around grab line and rub strake
- Heavy-duty extruded plastic flooring for comfort and rigidity
- Two fishing rod holders
- Two inflatable thwart seats
- 1 gear pouch and 1 battery pouch
- Grab handle on both ends
- Welded-on pin-type oar locks
- Motor mount fittings
- Oar holders
- U.S. Coast Guard I.D.
- TUV approved
- Carry bag



PROFESSIONAL SERIES MARINER™ 4

- Four Boston valves on main hull chamber for quick-fill, fast-deflate
- SuperTough™ 3-ply laminate construction*combined with SuperStrong™ enhanced molecular formulation PVC provide superior structural strength and unmatched resistance to damage from abrasion, impact and sunlight, while allowing more pressure for rigidity
- Inflatable keel for improved control and handling
- All-around grab line and rub strake
- Heavy-duty extruded plastic flooring for comfort and rigidity
- Two fishing rod holders
- Three inflatable thwart seats
- 1 gear pouch and 1 battery pouch
- Grab handle on both ends
- Welded-on pin-type oar locks
- Motor mount fittings
- Oar holders
- U.S. Coast Guard I.D.
- TUV approved
- Carry bag



MARINER™	MODEL	CASE PACK	CASE WEIGHT LB (KG)	INFLATED SIZE FT (CM)	MATERIAL PT 7	PERSONS CAPACITY	CAPACITY LB (KG)	MOTOR HP (KW)	STANDARD	ACCESSORIES
68373NP/EP	Mariner™ 3 Set	1	73.5 (33.4)	9'9" x 4'2" x 1'6" (297 x 127 x 46)	30 (0.75)	3	880 (400)	2 (1.5)	ISO 6185-1 NMMA-ABYC	54" Aluminum Oars 68605 High-Output Pump
68376NP/EP	Mariner™ 4 SET	1	91.1 (41.4)	10'9" x 4'9" x 1'7" (328 x 145 x 48)	30 (0.75)	4	1,100 (500)	3 (2.2)	ISO 6185-1 NMMA-ABYC	54" Aluminum Oars 68605 High-Output Pump



3-ply SUPER-TOUGH™ Construction employs a high molecular PVC that is unaffected by gasoline, oil and salt water. It is highly resistant to damage from abrasion, impact and sunlight. It also permits more air pressure for rigidity.



/Basic

/Sport Series

/Pro Series



3.96m
3.66m
3.35m
3.05m
2.74m
2.44m
2.13m
1.83m
1.52m
1.22m
91cm
61cm
30cm

58329NP/EP 58330NP/EP 58331NP/EP 58332NP/EP
58354NP/EP 58355NP/EP 58356NP/EP 58357NP/EP 58358NP/EP

68367NP/EP 68370NP/EP
68347NP/EP 68380NP/EP 68351NP/EP

68324NP/EP 68325NP/EP
68305NP/EP 68306NP/EP 68307NP/EP

68303NP/EP 68309NP/EP
68373NP/EP 68376NP/EP

58329NP/EP EXPLORER™ 100	58330NP/EP 58331NP/EP EXPLORER™ 200 EXPLORER™ 200 SET	58332NP/EP EXPLORER™ 300 SET	58354NP/EP EXPLORER™ PRO 50	58355NP/EP EXPLORER™ PRO 100	58356NP/EP 58357NP/EP EXPLORER™ PRO 200 EXPLORER™ PRO 200 SET	58358NP/EP EXPLORER™ PRO 300 SET
4'10" x 2'9" x 1'2" (147cm x 84cm x 36cm) INFLATED	6'1" x 3'1" x 1'4" (185cm x 94cm x 41cm) INFLATED	6'11" x 3'10" x 1'4" (211cm x 117cm x 41cm) INFLATED	4'6" x 2'9½" x 9" (137cm x 85cm x 23cm) INFLATED	5'3" x 3'1" x 11½" (160cm x 94cm x 29cm) INFLATED	6'5" x 3'4" x 1'1" (196cm x 102cm x 33cm) INFLATED	8' x 3'10" x 1'2" (244cm x 117cm x 36cm) INFLATED
120 lb (55 kg)	210 lb (95 kg)	410 lb (186 kg)	88 lb (40 kg)	176 lb (80 kg)	264 lb (120 kg)	440 lb (200 kg)
58331NP/EP, 58332NP/EP 1 PUMP 2 OARS CERTIFIED		58357NP/EP, 58358NP/EP 1 PUMP 2 OARS CERTIFIED				

68367NP/EP CHALLENGER™ 2 SET	68370NP/EP CHALLENGER™ 3 SET	68347NP/EP SEAHWAK™ 2 Set	68380NP/EP SEAHWAK™ 3 Set	68351NP/EP SEAHWAK™ 4 Set
7'9" x 3'9" x 1'4" (236cm x 114cm x 41cm) INFLATED	9'8" x 4'6" x 1'5" (295cm x 137cm x 43cm) INFLATED	7'9" x 3'9" x 1'4" (236cm x 114cm x 41cm) INFLATED	9'8" x 4'6" x 1'5" (295cm x 137cm x 43cm) INFLATED	11'6" x 4'9" x 1'7" (351cm x 145cm x 48cm) INFLATED
440 lb (200 kg)	704 lb (320 kg)	520 lb (240 kg)	790 lb (360 kg)	1,050 lb (480 kg)
1 PUMP 2 OARS CERTIFIED		1 PUMP 2 OARS CERTIFIED		

68324NP/EP EXCURSION™ 4 SET	68325NP/EP EXCURSION™ 5 SET	68305NP/EP CHALLENGER™ K1	68306NP/EP CHALLENGER™ K2	68307NP/EP EXPLORER™ K2
10'4" x 5'5" x 1'5" (315cm x 165cm x 43cm) INFLATED	12' x 5'6" x 1'5" (366cm x 168cm x 43cm) INFLATED	9' x 2'6" x 1'1" (274cm x 76cm x 33cm) INFLATED	11'6" x 2'6" x 1'3" (351cm x 76cm x 38cm) INFLATED	10'3" x 3' x 1'8" (312cm x 91cm x 51cm) INFLATED
1,100 lb (500 kg)	1,320 lb (600 kg)	220 lb (100 kg)	400 lb (180 kg)	400 lb (180 kg)
1 PUMP 2 OARS CERTIFIED		1 PADDLE	2 PADDLES	1 PUMP 2 PADDLES CERTIFIED

68303NP/EP EXCURSION™ PRO K1	68309NP/EP EXCURSION™ PRO K2	68373NP/EP MARINER™ 3 SET	68376NP/EP MARINER™ 4 SET
10' x 3' x 1'6" (305cm x 91cm x 46cm) INFLATED	12'7" x 3'1" x 1'6" (384cm x 94cm x 46cm) INFLATED	9'9" x 4'2" x 1'6" (297cm x 127cm x 46cm) INFLATED	10'9" x 4'9" x 1'7" (328cm x 145cm x 48cm) INFLATED
220 lb (100 kg)	400 lb (180 kg)	880 lb (400 kg)	1,100 lb (500 kg)
1 PADDLE	2 PADDLES	1 PUMP 2 PADDLES CERTIFIED	1 PUMP 2 PADDLES CERTIFIED



69629/E KAYAK PADDLE

- 86" (2.18m) assembled length
- Ribbed spoon shaped blades for maximum performance
- Strong and lightweight aluminum shaft
- Comfortable grips with drip rings
- 3-position feather adjustability
- Polybag with header
- TUV RL approved
- 6 ea, 15.6 lb (7.1 kg)



59623/E FRENCH OARS

- 48" (1.22m)
- Easy 3-piece assembly
- Ribbed blade
- Retainer rings for oar locks
- TUV RL approved
- Polybag with header
- 6 pairs, 14.4 lb (6.5 kg)



69625/E BOAT OARS

- Two 54" (1.37m) oars
- Easy 3-piece assembly
- Retainer rings for oar locks
- Ribbed blades for durability and performance
- TUV RL approved
- Polybag with header
- 6 pairs, 21.5 lb (9.8 kg)



**68600/E
BIMINI TOP SUN SHADE**

- Canopy size: 63" x 56" (1.6m x 1.42m)
- Provides protection from sun and rain
- High strength and durable 420D Oxford Fabric
- UPF 50+ UV protection
- Lightweight aluminum alloy & portable design
- Adjustable canopy straps and quick release hooks for easy setup and disassemble



- Suitable for
- INTEX MARINER: 68373/68376
- INTEX SEAHAWK: 68380/68351
- INTEX EXCURSION: 68324
- INTEX CHALLENGER: 68370



**68624NP/EP
MOTOR MOUNT KIT**

- For Challenger™ 3, Seahawk™ 2, 3, 4, Excursion™ 4, 5, and Mariner™ 3, 4 boats
- Heavy-duty composite mount with aluminum supports
- Fits up to 3.0 hp motors
- Easy to attach



**68631/E
TROLLING MOTOR**

- For Challenger™ 3, Seahawk™ 2, 3, 4, Excursion™ 4, 5, and Mariner™ 3, 4 boats
- Built-in battery meter
- Tilt/extend tiller
- Quiet motor
- Weed escape mode
- Suitable for freshwater and saltwater
- Easy to attach
- Battery not included
- Shelf box with full-color label



Voltage	12V DC
Power	420W
Thrust	40 lb / 178 (N)
Shaft Length	36in / 91.40cm
Speed	5-forward / 3-reverse




sales@realsources.com.au



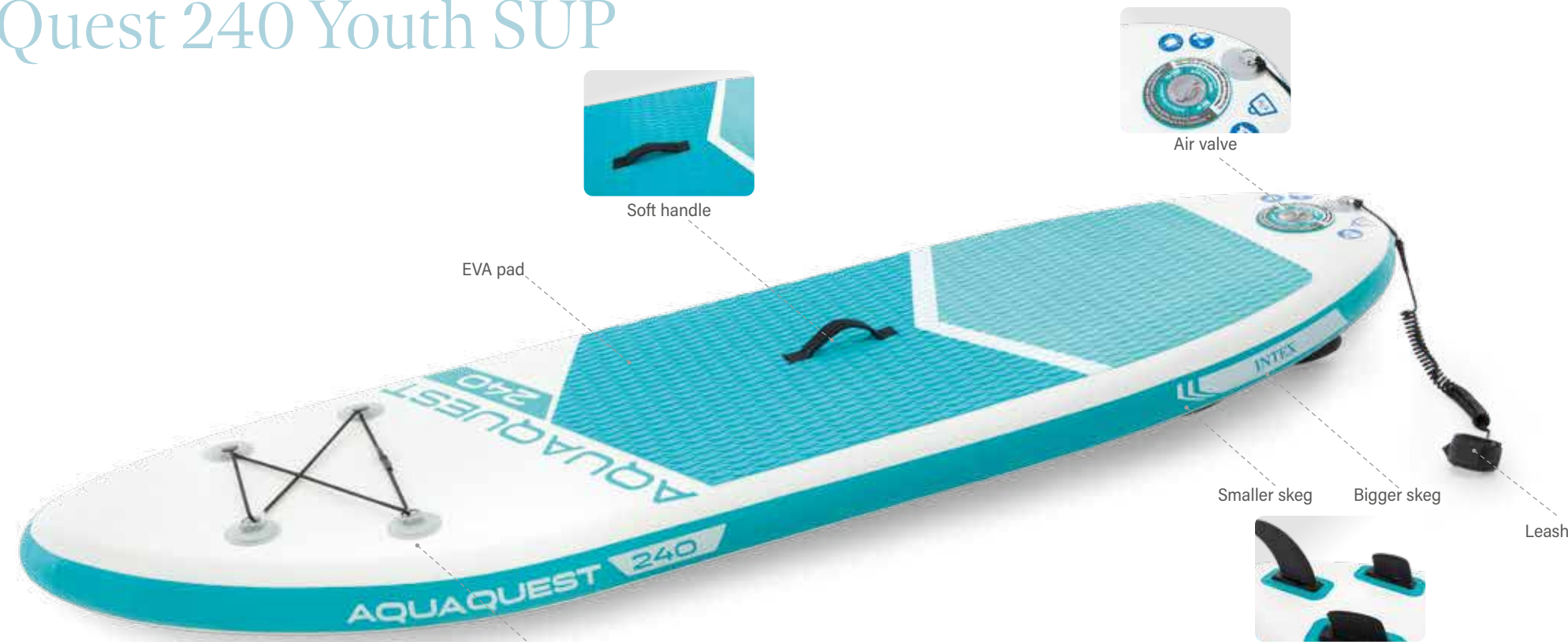
AquaQuest Series

Performance combined with outstanding quality for a great experience on the water. Available in 2 sizes to fit any paddler or riding style. Perfect for paddlers of all skill levels.



DROP STITCH TECHNOLOGY
Inflatable structure with twin walled rails that is lightweight and portable.

AquaQuest 240 Youth SUP



85" (2.16m) paddle

68241NP/EP
AQUAQUEST 240 YOUTH SUP
 • 8' L x 2'6" W x 5" H (2.44m x 76cm x 13cm) inflated
 • Recommended air pressure: 18 psi/1.24 bar
 1 ea, 25.7 lb (11.7 kg)

AGE	WEIGHT LIMIT	SHELF BOX
8+	200 lb/ 90 kg	

- Accessories:
- Dual action air pump
- 65"-85" adjustable paddle
- 1-piece bigger skeg
- 2-piece smaller skegs
- Safe and comfortable leash
- Slip-resistant EVA pad
- Latex elastic storage rope
- Oxford Fabric backpack




1 Pump



1 Paddle




Certified



- Double wall fabric drop stitch core
- Light and printed tarpaulin layer
- Added chamber band reinforcement
- First PVC rail layer
- Second PVC rail layer
- Slip-resistant EVA pad

AquaQuest 320 SUP



85" (2.16m) paddle

68242 NP/EP
AQUAQUEST 320 SUP
 • 10'6" L x 2'8" W x 6" H (3.20m x 81cm x 15cm) inflated
 • Max. loading capacity: 330 lb/150 kg
 • Recommended air pressure: 18 psi/1.24 bar
 • 1 ea, 31.0 lb (14.1 kg)

WEIGHT LIMIT	SHELF BOX
330 lb/ 150 kg	

- Accessories:
- Dual action air pump
- 65"-85" adjustable paddle
- 1-piece bigger skeg
- 2-piece smaller skegs
- Safe and comfortable leash
- Slip-resistant EVA pad
- Latex elastic storage rope
- Oxford Fabric backpack



1 Pump



1 Paddle



Certified



- Double wall fabric drop stitch core
- Light and printed tarpaulin layer
- Added chamber band reinforcement
- First PVC rail layer
- Second PVC rail layer
- Slip-resistant EVA pad



44672NP/EP BOP BAGS

- Assorted Wrestler and Boxer
- Durable 8ga (0.20mm) vinyl with 12ga (0.30mm) water-weighted base
- 24 ea, asst, 16.7 lb (7.6 kg)

Boxer: 37" x 29" (94cm x 74cm)
Wrestler: 36" x 28½" (91cm x 72cm)

AGE 3+ PEGABLE BOX



44669NP/EP BOP BAGS

- Assorted Tiger, Dolphin and Dinosaur design
- Durable 8ga (0.20mm) vinyl with 12ga (0.30mm) water-weighted base
- 24 ea, asst, 17.4 lb (7.9 kg)

Tiger: 38½" x 17½" (98cm x 44cm)
Dolphin: 38" x 24" (97cm x 61cm)
Dinosaur: 37" x 24" (94cm x 61cm)

AGE 3+ PEGABLE BOX



68556NP/EP HAPPY ANIMAL CHAIR ASSORTMENT

- Approximate inflated size:
Bear: 25½" L x 25" W x 31" H (65cm x 64cm x 79cm)
Koala: 26" L x 25" W x 28" H (66cm x 64cm x 71cm)
- 11ga (0.28mm) vinyl
- 77 lb (35 kg) max weight limit
- 12 ea, asst, 24.9 lb (11.3 kg)

AGE 3-8 WEIGHT LIMIT 77 lb/ 35 kg REPAIR PATCH SHELF BOX



45642NP/EP ROYAL CASTLE PLAY TENT

- Approximate set-up size:
37½" L x 29½" W x 42" H
(95cm x 75cm x 1.07m)
- 8ga (0.20mm) vinyl
- Easy to assemble plastic rod frame
- One piece vinyl shell with door opening
- 6 ea, 28.2 kb (12.8 kg)

AGE 3-6 SHELF BOX



49600NP/EP FUN BALLZ™

- 100 air filled 3½" (8cm) diameter Fun Ballz™
- 6 assorted colors
- 6 ea, 20.7 lb (9.4 kg)

AGE
2+

49602NP/EP SMALL FUN BALLZ™

- 100 air filled 2½" (6.5cm) diameter Fun Ballz™
- 6 assorted colors
- 6 ea, 14.0 lb (6.4 kg)


AGE
2+



48674NP/EP CLASSIC 3-RING BABY BALL PIT

- Approximate inflated size: 34" x 10" (86cm x 25cm)
- 8ga (0.20mm) rings; 7ga (0.18mm) floor
- Comes with 50 colorful 2½" (6.5cm) Fun Ballz™
- 3 ea, 9.3 lb (4.2 kg)

AGE
1-3



48260NP/EP PLAYHOUSE JUMP-O-LENE™

- Approximate inflated size: 68½" L x 68½" W x 44" H (1.74m x 1.74m x 1.12m)
- 16ga (0.40mm) vinyl
- Soft inflatable floor and high walls provide a safe bouncing platform
- Reinforced net surrounding sides
- Crawl-through door
- 2 ea, 41.1 lb (18.7 kg)

AGE
3-6

WEIGHT LIMIT
120 lb/ 54 kg



48259NP/EP JUMP-O-LENE™ CASTLE BOUNCER

- Approximate inflated size: 69" L x 69" W x 53" H (1.75m x 1.75m x 1.35m)
- 16ga (0.40mm) vinyl
- Castle with four turrets is great for kids' imaginations and hours of playtime
- Soft inflatable floor and high walls provide a safe bouncing platform
- 1 ea, 25.7 lb (11.7 kg)

AGE
3-6

WEIGHT LIMIT
120 lb/ 54 kg



Manual Pumps

/ manual & electric pumps



69611/E BELLOWS FOOT PUMP

- 11" (28cm)
- TUV RL approved
- Inflates and deflates
- Accordion hose with 3 nozzles
- Shrink wrapped with litho label

6 ea, 9.9 lb (4.5 kg)



68610/E GIANT BELLOWS FOOT PUMP

- 50% more air flow than #69611
- 12" (30cm)
- TUV RL approved
- Inflates and deflates
- Accordion hose with 3 nozzles

6 ea, 13.5 lb (6.1 kg)



69613/E DOUBLE QUICK MINI HAND PUMP

- 11½" (29cm)
- TUV RL approved
- Inflates on fore and back strokes

24 ea, 7.3 lb (3.3 kg)



68612/E DOUBLE QUICK I HAND PUMP

- 11½" (29cm)
- TUV RL approved
- Inflates on both up and down strokes
- 0.9L per cycle
- Accordion hose with 3 nozzles

12 ea, 11.0 lb (5.0 kg)



68614/E DOUBLE QUICK II HAND PUMP

- 2 times the air flow of #68612
- 14" (36cm)
- TUV RL approved
- Inflates on both up and down strokes
- 1.7L per cycle
- Accordion hose with 3 nozzles

4 ea, 6.1 lb (2.8 kg)



68605/E DOUBLE QUICK III S HAND PUMP

- 3 times the air flow of #68612
- 14½" (37cm)
- TUV RL approved
- Inflates on both up and down strokes
- 3 interconnecting nozzles with hose
- Inflates and deflates
- Inflates on both up and down strokes
- 2.8L per cycle

3 ea, 6.3 lb (2.9 kg)



68615/E DOUBLE QUICK III HAND PUMP

- Inflates and deflates
- Pumps on both up and down strokes
- 3.3L per cycle
- Accordion hose with 4 nozzles

3 ea, 7.6 lb (3.5 kg)



Electric Pumps



66616/E QUICKFILL™ USB150 AIR PUMP

- Powered by 5V USB-A power source rated 2A and higher
- Inflates and deflates
- Lightweight and portable
- 2 interconnecting nozzles
- CE approved
- Shelf box



66616/E

USB	—
110-120 AC	-
220-240 AC	-
12 DC	-
AC RECHARGEABLE	-
DC RECHARGEABLE	-
OUTDOOR USE	—
HOSE W/3 NOZZLES	-
2 NOZZLES	—
DISPOSABLE BATTERIES	-
MAX AIR FLOW (L/MIN)	≥ 150 (5.3cfm)
CASE PACK	12 ea
WEIGHT LB (KG)	7.7 lb (3.5 kg)



66637/E QUICKFILL™ USB200R RECHARGEABLE AIR PUMP

- 5V 2AH Ni-MH rechargeable battery
- Inflates and deflates
- Type A port supports power bank, charging phones, USB lights etc.
- Lightweight and portable
- 2 interconnecting nozzles
- CE approved
- Shelf box



66637/E

charging only	—
110-120 AC	-
220-240 AC	-
12 DC	-
AC RECHARGEABLE	—
DC RECHARGEABLE	—
OUTDOOR USE	—
HOSE W/3 NOZZLES	-
2 NOZZLES	—
DISPOSABLE BATTERIES	-
MAX AIR FLOW (L/MIN)	≥ 200 (7.1cfm)
CASE PACK	12 ea
WEIGHT LB (KG)	10.3 lb (4.7 kg)



66645E (110-120V) 66646 (220-240V) shown QUICKFILL™ AC400 ELECTRIC PUMP

- 2 interconnecting nozzles
- Inflates and deflates
- Thermal Protector incorporated for safety
- Lower noise level
- TUV approved (110-120V)
- GS, CE approved (220-240V)
- Shelf box



66645E

66646

-	-
110-120 AC	-
220-240 AC	—
12 DC	-
AC RECHARGEABLE	-
DC RECHARGEABLE	-
OUTDOOR USE	-
HOSE W/3 NOZZLES	-
2 NOZZLES	—
DISPOSABLE BATTERIES	-
MAX AIR FLOW (L/MIN)	≥ 400 (14.1cfm)
CASE PACK	6 ea
WEIGHT LB (KG)	66645E: 8.6 lb (3.9 kg) 66646: 8.3 lb (3.8 kg)

Electric Pumps



66638/E QUICKFILL™ BATTERY PUMP

- 3 interconnecting nozzles
- Battery powered for indoor & outdoor use
- Operates on 6 C-cell size batteries
- Inflates and deflates
- CE approved
- Shelf box

Outdoor & Indoor Use
6 C Batteries Required (not included)
Nozzles Fit Any Valve Size

	66638/E
110-120 AC	-
220-240 AC	-
12 DC	-
AC RECHARGEABLE	-
DC RECHARGEABLE	-
OUTDOOR USE	✓
HOSE W/3 NOZZLES	-
3 NOZZLES	✓
DISPOSABLE BATTERIES	✓
MAX AIR FLOW (L/MIN)	≥ 420 (14.8cfm)
CASE PACK	6 ea
WEIGHT LB (KG)	5.9 (2.7)



**66633E (110-120V) shown
66634 (220-240V)
QUICKFILL™ AC/DC ELECTRIC PUMP**

- 3 interconnecting nozzles
- Inflates and deflates
- 12V DC & AC power adapter for easy outdoor and indoor use
- MET approved (110-120V)
- CE approved (220-240V)
- Shelf box

Outdoor & Indoor Use
AC or Car
Nozzles Fit Any Valve Size

	66633E	66634
110-120 AC	✓	-
220-240 AC	-	✓
12 DC	✓	✓
AC RECHARGEABLE	-	-
DC RECHARGEABLE	-	-
OUTDOOR USE	✓	✓
HOSE W/3 NOZZLES	-	-
3 NOZZLES	✓	✓
DISPOSABLE BATTERIES	-	-
MAX AIR FLOW (L/MIN)	≥ 480 (17cfm)	≥ 480 (17cfm)
CASE PACK	6 ea	6 ea
WEIGHT LB (KG)	66633E: 8.3 (3.8)	66634: 7.9 (3.6)



**58639E (110-120V)
58640 (220-240V)
QUICKFILL™ AC ELECTRIC PUMP**

- 3 interconnecting nozzles
- Inflates and deflates
- Thermo Protector incorporated for safety
- TUV approved (110-120V)
- GS, CE approved (220-240V)
- Shelf box

Indoor Use
110-120V AC
220-240V AC
Nozzles Fit Any Valve Size

	58639E	58640
110-120 AC	✓	-
220-240 AC	-	✓
12 DC	-	-
AC RECHARGEABLE	-	-
DC RECHARGEABLE	-	-
OUTDOOR USE	-	-
HOSE W/3 NOZZLES	-	-
3 NOZZLES	✓	✓
DISPOSABLE BATTERIES	-	-
MAX AIR FLOW (L/MIN)	≥ 650 (23cfm)	≥ 650 (23cfm)
CASE PACK	6 ea	6 ea
WEIGHT LB (KG)	58639E: 7.6 (3.4)	58640: 7.4 (3.4)



**66639E (110-120V)
66640 (220-240V)
QUICKFILL™ AC ELECTRIC PUMP**

- 3 interconnecting nozzles
- Inflates and deflates
- Increased air flow and pressure with reduced power consumption
- Thermo Protector incorporated for safety
- TUV approved (110-120V)
- GS, CE approved (220-240V)
- Shelf box

Indoor Use
110-120V AC
220-240V AC
Nozzles Fit Any Valve Size

	66639E	66640
110-120 AC	✓	-
220-240 AC	-	✓
12 DC	-	-
AC RECHARGEABLE	-	-
DC RECHARGEABLE	-	-
OUTDOOR USE	-	-
HOSE W/3 NOZZLES	-	-
3 NOZZLES	✓	✓
DISPOSABLE BATTERIES	-	-
MAX AIR FLOW (L/MIN)	≥ 650 (23cfm)	≥ 650 (23cfm)
CASE PACK	6 ea	6 ea
WEIGHT LB (KG)	66639E: 7.6 (3.4)	66640: 7.4 (3.4)



66636/E QUICKFILL™ DC ELECTRIC PUMP

- 3 interconnecting nozzles
- Inflates and deflates
- Plug into 12V DC automobile cigarette lighter or 12V DC accessory outlet
- MET approved
- CE approved
- Shelf box

Outdoor Use
12V Car Adapter
Nozzles Fit Any Valve Size

	66636/E
110-120 AC	-
220-240 AC	-
12 DC	✓
AC RECHARGEABLE	-
DC RECHARGEABLE	-
OUTDOOR USE	✓
HOSE W/3 NOZZLES	-
3 NOZZLES	✓
DISPOSABLE BATTERIES	-
MAX AIR FLOW (L/MIN)	≥ 650 (23cfm)
CASE PACK	6 ea
WEIGHT LB (KG)	8.5 (3.9)



**66641E (110-120V) shown
66642 (220-240V)
QUICKFILL™ RECHARGEABLE ELECTRIC PUMP**

- 3 interconnecting nozzles
- A 12V DC power adapter for vehicle charging and a household AC power adapter for home charging
- 12V DC to inflate and deflate while recharging
- Automatic over-charge cut off for safety protection
- New shape with easy carry handle
- MET approved (110-120V)
- CE approved (220-240V)
- Shelf box

Outdoor & Indoor Use
12V Car Adapter
Nozzles Fit Any Valve Size
Built-in Rechargeable Battery
Rechargeable with AC or car

	66641E	66642
110-120 AC	charging only	-
220-240 AC	-	charging only
12 DC	✓	✓
AC RECHARGEABLE	✓	✓
DC RECHARGEABLE	✓	✓
OUTDOOR USE	✓	✓
HOSE W/3 NOZZLES	-	-
3 NOZZLES	✓	✓
DISPOSABLE BATTERIES	✓	-
MAX AIR FLOW (L/MIN)	≥ 650 (23cfm)	≥ 650 (23cfm)
CASE PACK	4 ea	4 ea
WEIGHT LB (KG)	66641E: 9.2 (4.2)	66642: 10.3 (4.7)



**66643E (110-120V) shown
66644 (220-240V)
QUICKFILL™ AC ELECTRIC PUMP**

- 3 interconnecting nozzles with hose
- Inflates and deflates
- Thermo protector incorporated for safety
- New shape with easy carry handle
- TUV approved (110-120V)
- GS, CE approved (220-240V)
- Shelf box

Indoor Use
110-120V AC
220-240V AC
Nozzles Fit Any Valve Size

	66643E	66644
110-120 AC	✓	-
220-240 AC	-	✓
12 DC	-	-
AC RECHARGEABLE	-	-
DC RECHARGEABLE	-	-
OUTDOOR USE	-	-
HOSE W/3 NOZZLES	✓	✓
3 NOZZLES	✓	✓
DISPOSABLE BATTERIES	-	-
MAX AIR FLOW (L/MIN)	≥ 1100 (38.9cfm)	≥ 1100 (38.9cfm)
CASE PACK	4 ea	4 ea
WEIGHT LB (KG)	66643E: 9.2 (4.2)	66644: 9.0 (4.1)



**68608E (110-120V)
68609 (220-240V) shown
QUICKFILL™ HIGH PSI INDOOR/OUTDOOR ELECTRIC PUMP**

- For both indoor and outdoor use — plugs into cigarette lighter or household electrical outlet
- 3 interconnecting nozzles with hose
- Inflates and deflates
- 2-speed switch
- Inflates athletic balls up to 12 psi
- Increased air flow with reduced power consumption
- Detachable DC cigarette cord
- MET approved (110-120V)
- GS, CE approved (220-240V)
- Shelf box

Outdoor & Indoor Use
AC or Car
Nozzles Fit Any Valve Size

	68608E	68609
110-120 AC	✓	-
220-240 AC	-	✓
12 DC	✓	✓
AC RECHARGEABLE	-	-
DC RECHARGEABLE	-	-
OUTDOOR USE	✓	✓
HOSE W/3 NOZZLES	✓	✓
3 NOZZLES	✓	✓
DISPOSABLE BATTERIES	-	-
MAX AIR FLOW (L/MIN)	≥ 400 (14.1cfm)	≥ 400 (14.1cfm)
CASE PACK	4 ea	4 ea
WEIGHT LB (KG)	68608E: 15.9 (7.2)	68609: 15.8 (7.2)


ITEM #	DESCRIPTION	PAGE	ITEM #	DESCRIPTION	PAGE	ITEM #	DESCRIPTION	PAGE	ITEM #	DESCRIPTION	PAGE	ITEM #	DESCRIPTION	PAGE	ITEM #	DESCRIPTION	PAGE	ITEM #	DESCRIPTION	PAGE	ITEM #	DESCRIPTION	PAGE
26102	6' X 20" WHALE EASY SET®	86	55983	MASKS	95	56825	RIVER RUN™ 1	42	57524	LIL' SEA TURTLE	50	58446	CRYSTAL POOL	14	58837	RIVER RUN™ 2	43	59586	KIDDIE FLOAT	24	68324	EXCURSION™ 4 SET	105
44669	BOP BAGS	122	55991	SWIM CAP	99	56827	RIVER RUN™ 2	43	57525	WHITE SHARK	48	58448	WATERMELON POOL	82	58849	WATER SLIDE	76	59623	FRENCH OARS	115	68325	EXCURSION™ 5 SET	105
44672	BOP BAGS	122	56132	PLAY CENTER	68	56841	GIANT FLOATING MAT	47	57528	LOBSTER	54	58449	OMBRE POOL	81	58854	CONNECT LOUNGE	42	59631	REPAIR PATCH	93	68347	SEAHAWK™ 2 SET	103
45642	PLAY TENT	123	56138	PLAY CENTER	69	56874	LOUNGE	40	57536	WATER GUN PLANE	55	58472	8' X 18" SNAPSET™	89	58859	SIT 'N FLOAT	9	59640	ARM BANDS	7	68351	SEAHAWK™ 4 SET	103
48259	JUMP-O-LENE™	125	56143	PLAY CENTER	75	56875	LOUNGE	41	57551	REALISTIC GATOR	48	58477	4' X 10" SNAPSET™	88	58868	RECLINER	45	59642	ARM BANDS	7	68367	CHALLENGER™ 2 SET	102
48260	JUMP-O-LENE™	125	56167	SURFING FUN SLIDE	77	57100	BABY POOL	12	57552	UNICORN	52	58480	OTTER POOL	84	58883	SIT 'N LOUNGE™	38	59661	SWIM VEST	23	68370	CHALLENGER™ 3 SET	102
48674	BALL TOYZ™	124	56253	DONUT TUBE	58	57104	BABY POOL	12	57555	SEA TURTLE	49	58484	SWIM CENTER™	17	58889	PILLOW-BACK	38	59663	SWIM VEST	23	68373	MARINER™ 3 SET	110
49600	FUN BALLZ™	124	56261	42" TUBE	33	57106	BABY POOL	78	57556	BABY DUCK	64	58485	SWIM CENTER™	92	58890	18-POCKET	10	59703	ECONOMAT	10	68376	MARINER™ 4 SET	110
49602	FUN BALLZ™	124	56263	DONUT TUBE	58	57107	BABY POOL	13	57558	FLAMINGO	62	58487	SWIM CENTER™	17	58894	18-POCKET	11	59711	WAVE MATS	37	68380	SEAHAWK™ 3 SET	103
55503	UNDERWATER BALL	21	56265	DONUT TUBE	58	57113	BABY POOL	79	57561	UNICORN	63	58492	SWIM CENTER™	90	58924	BABY POOL	13	59717	NEON MAT	36	68556	CHAIR ASST.	123
55504	UNDERWATER STICK	21	56268	45" TRUCK TUBE	34	57114	BABY POOL	78	57562	SWAN	62	58504	FLOATING HOOPS	56	59020	20" BEACH BALL	6	59720	FASHION MAT	36	68600	CANOPY FOR BOAT	116
55507	UNDERWATER RING	21	56269	45" TUBE	32	57135	PLAY CENTER	74	57567	WHALE	50	58507	GOALS GAME	56	59030	24" BEACH BALL	6	59894	18-POCKET	11	68605	HAND PUMP	126
55602	PLAY GOGGLE	94	56274	GLITTER TUBE	58	57144	PLAY CENTER	66	57576	STINGRAY	48	58523	LIL' WHALE	50	59040	20" BEACH BALL	25	59895	18-POCKET	11	68608	120V PUMP	129
55609	EAR PLUGS SET	99	56289	WATER LOUNGE	47	57154	PLAY CENTER	72	57577	DRAGON	52	58535	DOLPHIN	50	59065	42" BEACH BALL	25	66616	USB150 PUMP	127	68609	230V PUMP	129
55610	FUN GOGGLES	94	56294	CANOPY LOUNGE	46	57161	PLAY CENTER	70	58165	JOY RIDER	27	58546	LIL' GATOR	51	59220	SWIM RING	29	66633	120V PUMP	128	68610	FOOT PUMP	126
55611	JUNIOR GOGGLES	94	56441	SUNSET POOL	14	57165	PLAY CENTER	67	58202	48" TUBE	34	58561	WHALE	53	59221	ANIMAL RINGS	28	66634	230V PUMP	128	68612	HAND PUMP	126
55642	SWIM GEAR SET	95	56451	5' X 10" SNAPSET™	88	57166	PLAY CENTER	67	58263	38" TUBE	31	58562	GIANT GATOR	51	59230	20" SWIM RING	28	66636	12V PUMP	129	68614	HAND PUMP	126
55647	SWIM GEAR SET	97	56452	6' X 15" SNAPSET™	89	57172	MINI FRAME™ POOL	80	58292	CANOPY ISLAND	46	58590	PUFF 'N PLAY™	20	59241	24" SWIM RING	28	66637	USB200R PUMP	127	68615	HAND PUMP	126
55648	SWIM GEAR SET	97	56475	SWIM CENTER™	90	57173	MINI FRAME™ POOL	80	58329	EXPLORER™ 100	18	58639	120V PUMP	128	59242	24" SWIM RING	28	66638	BATTERY PUMP	128	68624	MOTOR MOUNT	117
55682	SPORT GOGGLE	96	56483	SWIM CENTER™	16	57180	SWIM CENTER™	15	58330	EXPLORER™ 200	18	58640	230V PUMP	128	59251	36" TUBE	30	66639	120V PUMP	128	68631	BATTERY MOTOR	117
55684	SPORT GOGGLE	96	56490	SWIM CENTER™	92	57181	SWIM CENTER™	16	58331	EXPLORER™ 200 SET	18	58641	ARM BANDS	7	59252	36" TUBE	34	66640	230V PUMP	128	69611	FOOT PUMP	126
55685	SPORT GOGGLE	96	56493	OTTER POOL	84	57186	SWIM CENTER™	93	58332	EXPLORER™ 300	18	58642	ARM BANDS	7	59256	36" TUBE	30	66641	120V PUMP	129	69613	HAND PUMP	126
55691	PRO GOGGLE	98	56494	SWIM CENTER™	91	57190	SWIM CENTER™	91	58354	EXPLORER™ PRO 50	19	58652	ARM BANDS	22	59258	30" TUBE	8	66642	230V PUMP	129	69625	BOAT OARS	115
55692	PRO GOGGLE	98	56495	SUMMER POOL	85	57285	RAINBOW ISLAND	65	58355	EXPLORER™ PRO 100	19	58660	SWIM VEST	22	59260	30" TUBE	8	66643	120V PUMP	129	69629	KAYAK PADDLE	115
55693	GOGGLES	94	56508	VOLLEYBALL GAME	57	57403	RECTANGULAR POOL	15	58356	EXPLORER™ PRO 200	19	58671	SWIM VEST	7	59262	36" TUBE	8	66644	230V PUMP	129			
55915	PLAY MASK	95	56573	KIDDIE FLOAT	25	57412	SUNSET POOL	13	58357	EXPLORER™ PRO SET	19	58727	SWEETHEART FLOAT	61	59266	ANIMAL TUBE	30	66645	120V AC400 PUMP	127			
55916	PLAY MASK	95	56574	KIDDIE FLOAT	25	57422	SUNSET POOL	13	58358	EXPLORER™ PRO SET	19	58728	GROOVY VAN FLOAT	60	59380	POOL CRUISER	27	66646	230V AC400 PUMP	127			
55929	SPORT SNORKEL	99	56585	BABY FLOAT	24	57440	SPRAY POOL	87	58412	POOL COVER	93	58729	CLOUD FLOAT	60	59409	MY FIRST POOL	78	68209	48" RIVER RAT™	35			
55944	SWIM GEAR SET	95	56587	BABY FLOAT	22	57444	PLAY CENTER	71	58417	BABY POOL	78	58766	POPSICLE FLOAT	59	59416	CRYSTAL POOL	14	68241	240 SUP	120			
55949	SWIM GEAR SET	97	56588	BABY FLOAT	24	57453	PLAY CENTER	73	58423	RECTANGULAR POOL	15	58793	CACTUS FLOAT	59	59421	ICE POP POOL	80	68242	320 SUP	121			
55962	SWIM GEAR SET	98	56664	ARM BANDS	22	57470	SUN SHADE POOL	86	58426	CRYSTAL POOL	14	58802	KING KOOL™	40	59431	FRUITY POOL	81	68303	EXCURSION™ PRO K1	109			
55975	SPORT MASK	97	56665	ARM BANDS	22	57471	AQUARIUM POOL	83	58431	SOFT SIDE POOL	85	58807	TOTE-N-FLOAT™	37	59460	ICE POP POOL SET	80	68305	CHALLENGER™ K1	106			
55977	SPORT MASK	97	56802	LOUNGE	39	57482	OVAL POOL	83	58432	LEMON POOL	82	58821	MEGA CHILL 2	44	59469	FRUITY POOL SET	81	68306	CHALLENGER™ K2	106			
55978	SPORT MASK	97	56822	MEGA CHILL	44	57495	SWIM CENTER™	16	58438	BABY POOL	79	58825	RIVER RUN™ 1	42	59570	POOL RIDER	26	68307	EXPLORER™ K2	107			
55981	PRO MASK	98	56824	RIVER RUN™ 1	42	57520	WAVE RIDER	54	58439	OMBRE POOL	81	58836	MESH MAT	45	59574	BABY FLOAT	24	68309	EXCURSION™ PRO K2	109			

All Intex products in this catalog are manufactured from 6P Free PVC, which contains less than 0.1% (1,000ppm) of the following 6 phthalates: DEHP, DBP, BBP, DINP, DIDP and DNOP.

EU: Select arm bands, swim vests, baby floats and kickboards may include a notation suffix "EU". These products are in compliance with European EN13138-1/2/3 "Buoyant aids for swimming instructions" standard. Select tubes, air mats, lounges and islands may include a notation suffix "EU". These products are in compliance with European EN ISO 25649-1/2/3/4 "Floating leisure articles for use on and in the water" standard.

As a part of our program of product development and improvement, the detail specifications of the products shown in this catalog may be changed. For current specifications on any product, please contact your supplier of Intex products.

AGE GRADING

 This icon indicates an item has an age recommendation.

PRODUCT SIZES

Except for pools, boats and In Toyz®, approximate deflated dimensions are shown.

PACKAGING

Unless indicated otherwise, each product is packed in a polybag with a full-color insert.

TRADEMARKS

®™ Trademarks used in some countries of the world under license from Intex Marketing Ltd. to Intex Development Co. Ltd. and Intex Recreation Corp.